

MTB - MLE

Grade 1

Learner's Material

(Units 1 and 2)



Sinugbuanong Binisaya



Buluhaton 1

Ngalan: _____

Grado: _____ Petsa: _____

(Teacher says "Isumpay ang mga tuldok nga anaa sa ubos aron maporma ang hulagway nga nagmugna sa tunog").




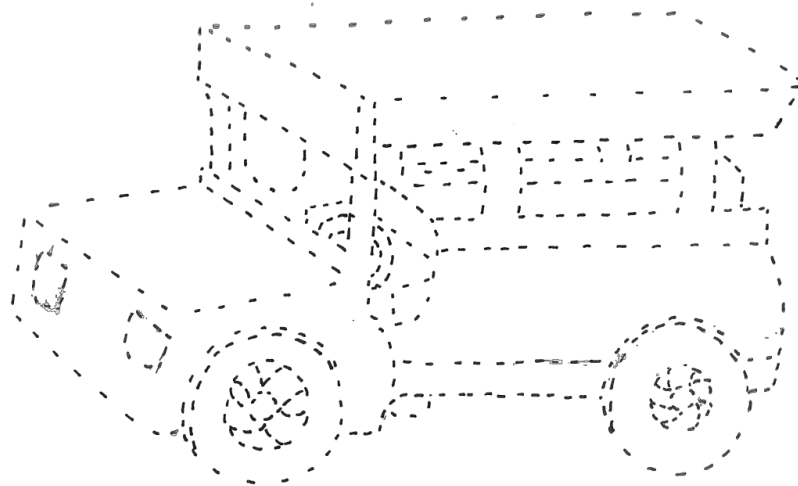


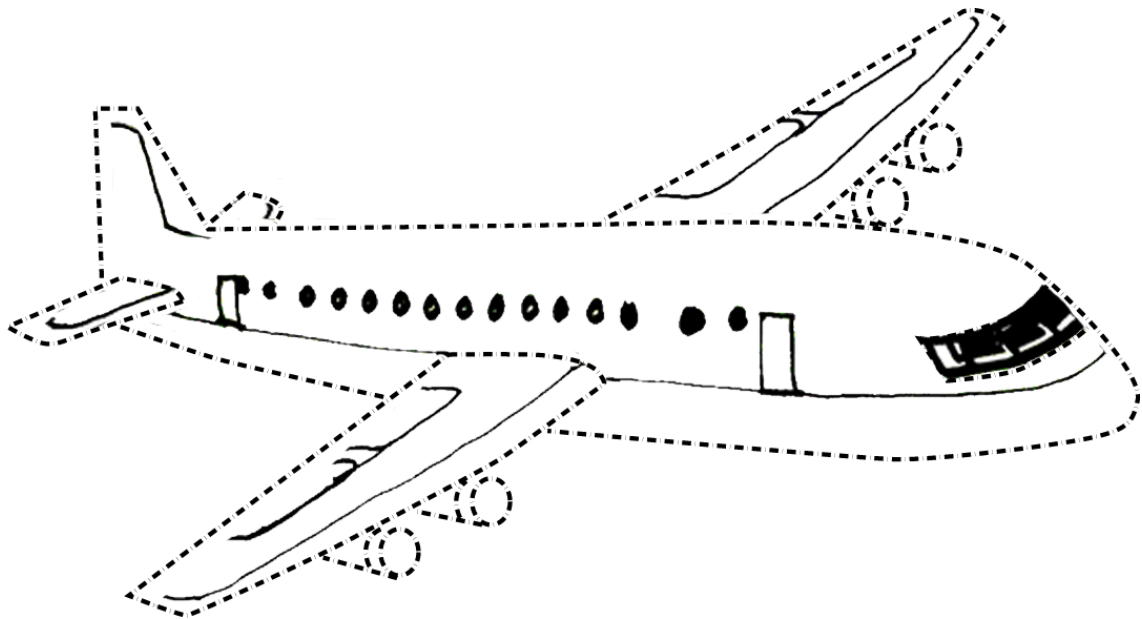
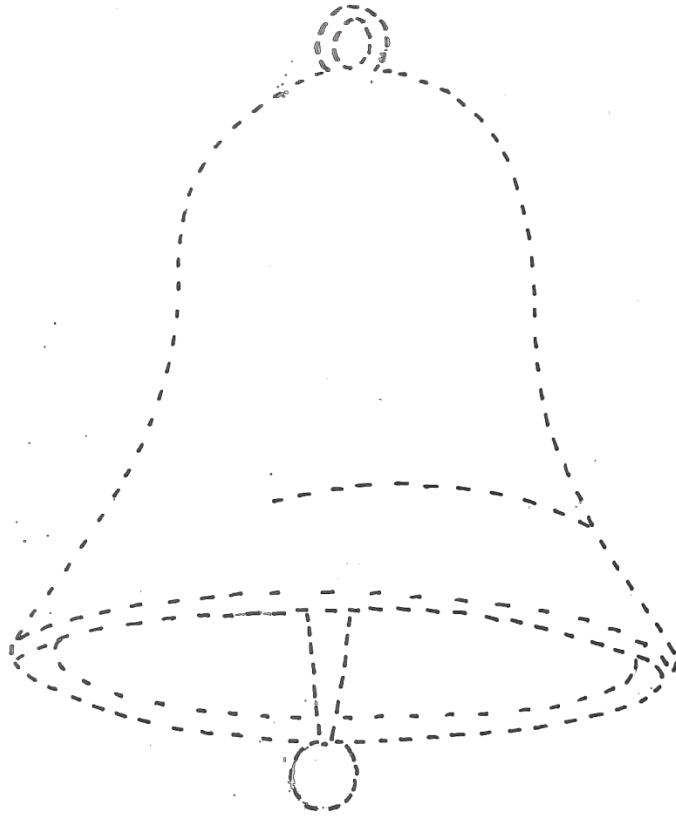
Buluhaton 2

Ngalan: _____

Grado: _____ Petsa: _____

(Teacher says "Isumpay ang mga tuldok (slanting, horizontal, curve, circular lines) nga anaa sa ubos aron makaporma og mga hulagway nga nagmugna sa tunog").



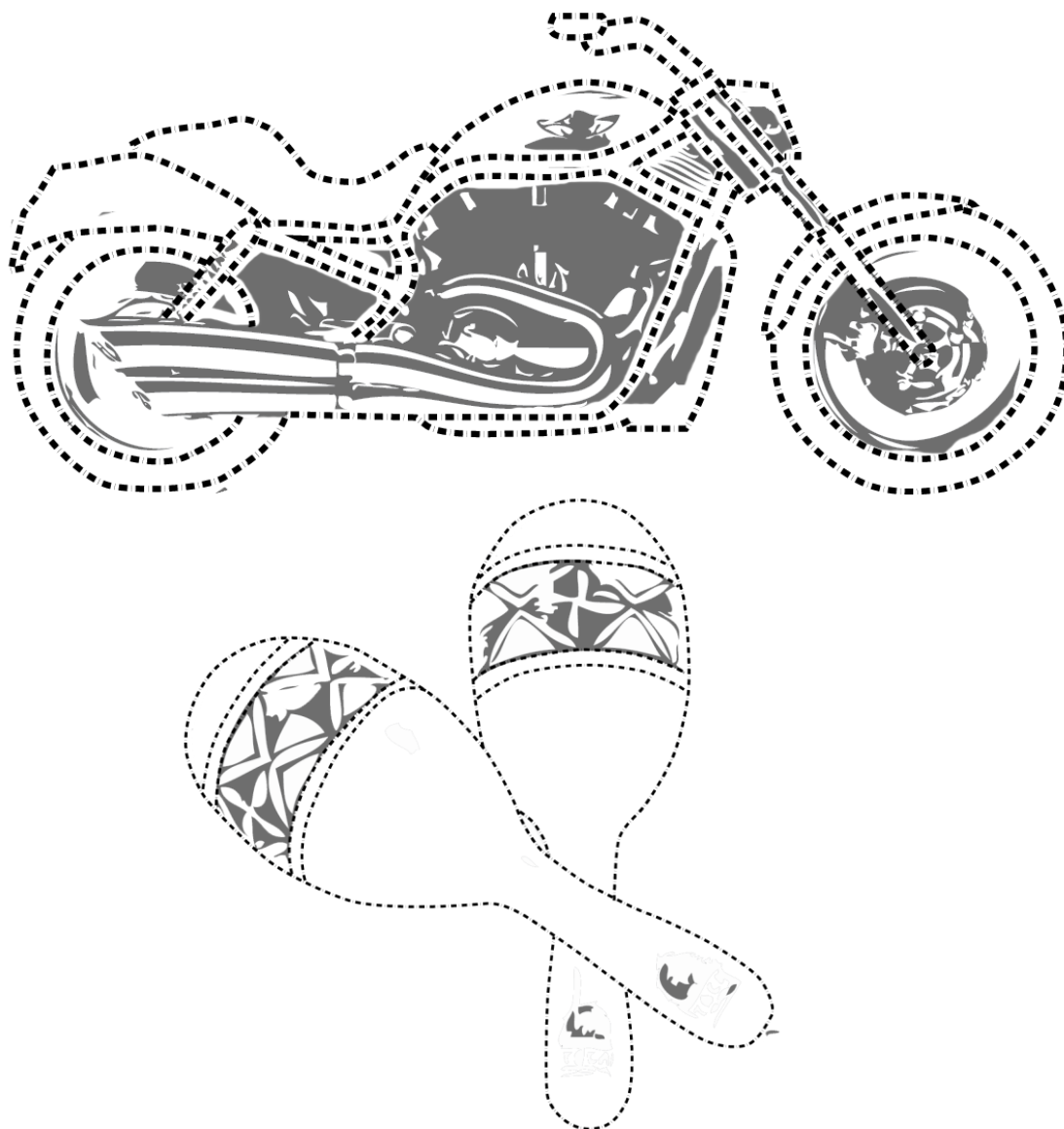


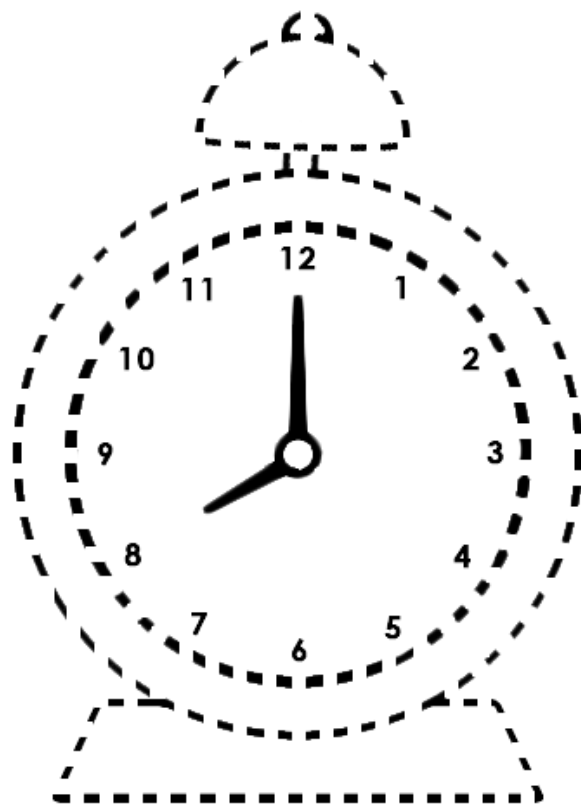
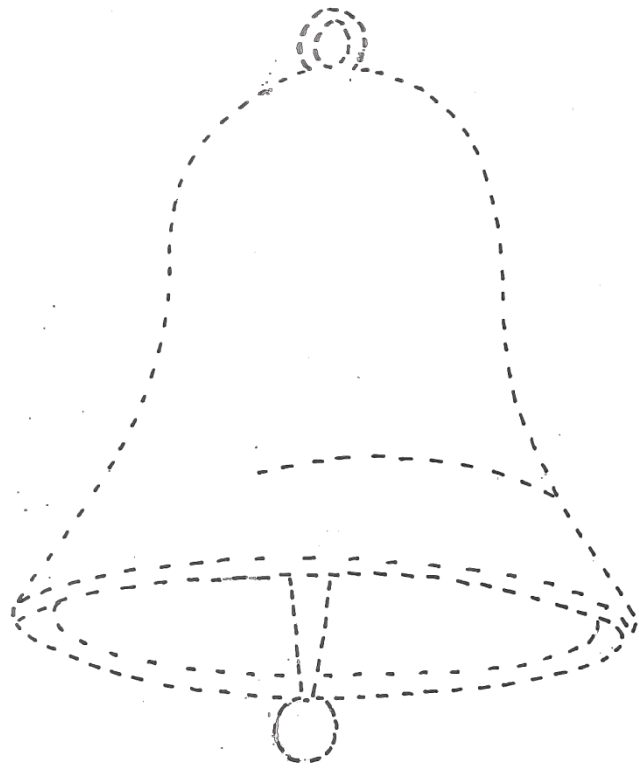
Buluhaton 3

Ngalan: _____

Grado: _____ Petsa: _____

(Teacher says "Isumpay ang mga tuldok aron makaporma og hulagway nga nagmugna og hinay ug kusog nga tunog").



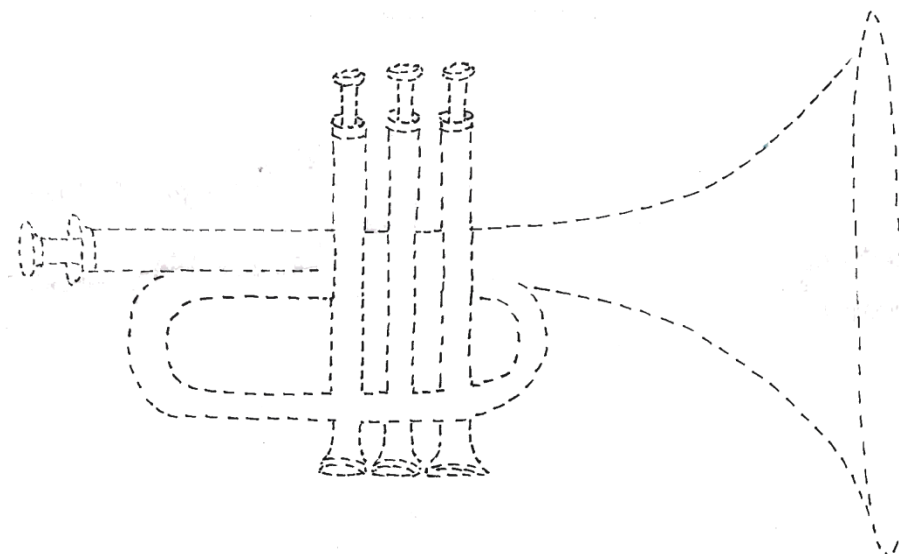



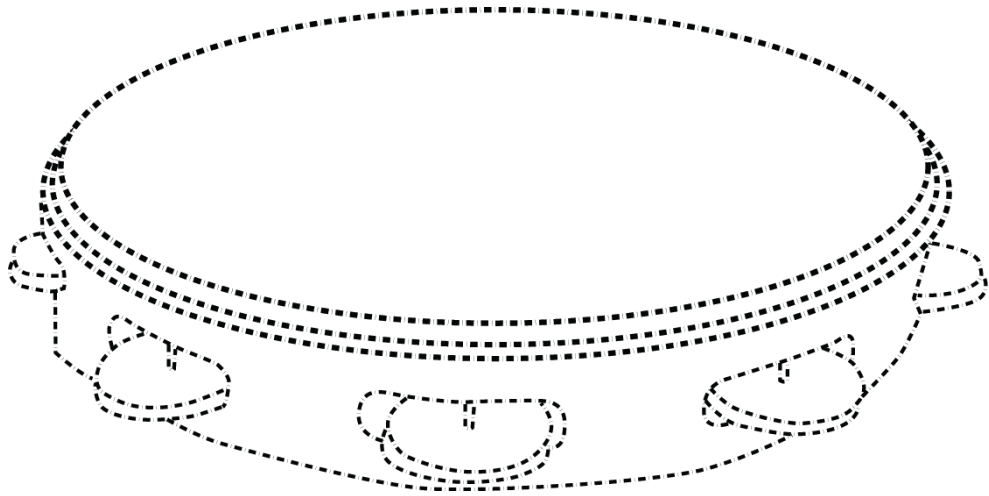
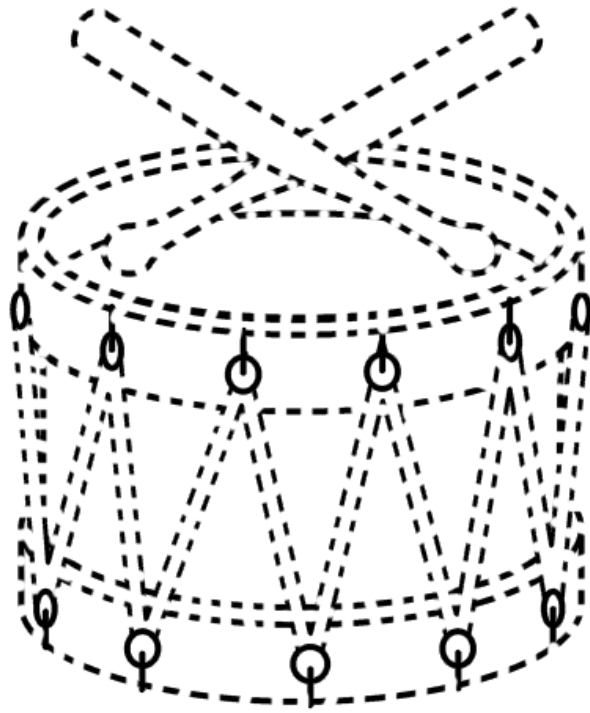
Buluhaton 4

Ngalan: _____

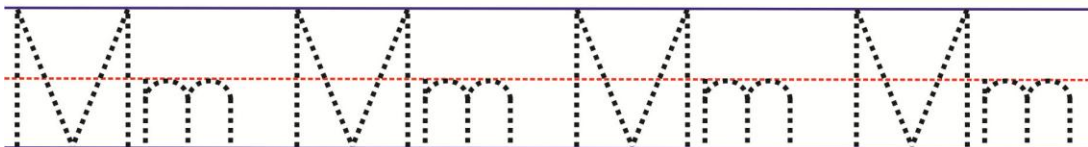
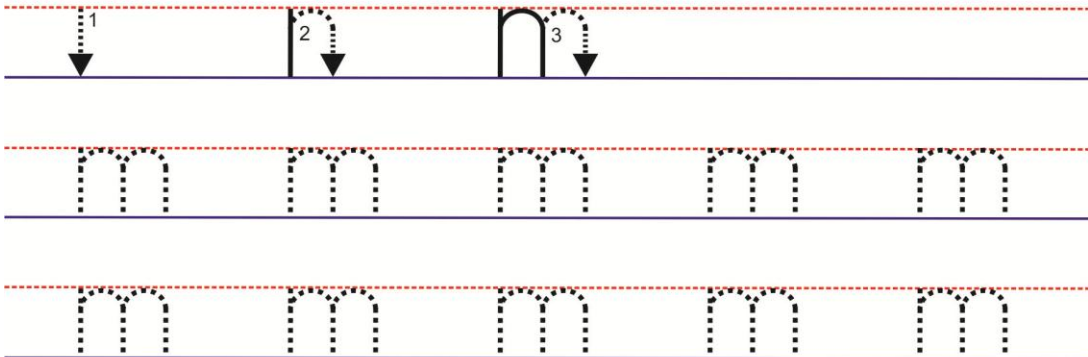
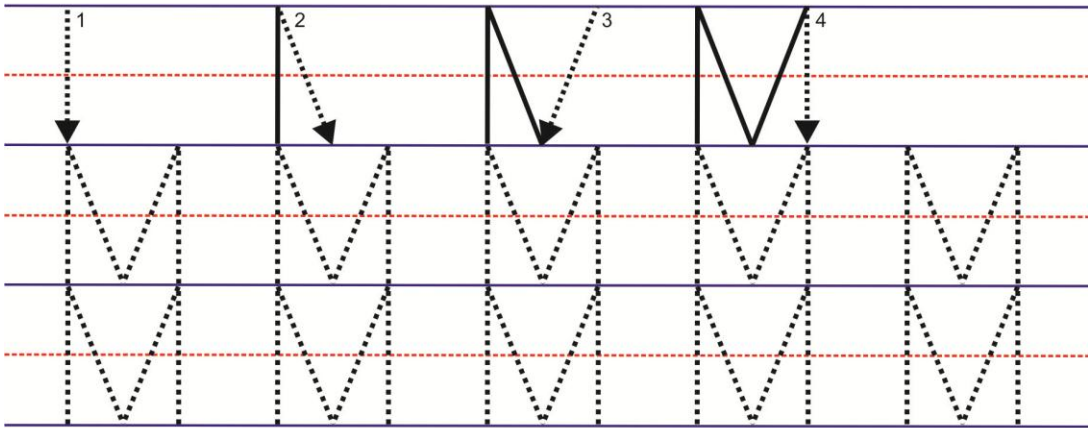

Grado: _____ Petsa: _____

(Teacher says "Isumpay ang mga tuldok aron maporma ang hulagway nga nagmugna og kusog/hinay; taas/ubos; paspas/hinay nga mga tunog").






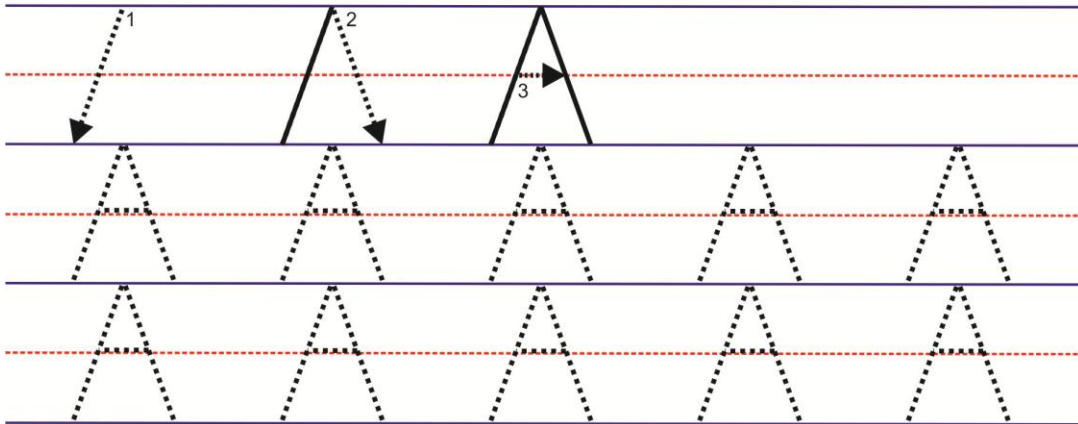
Mm



Aa



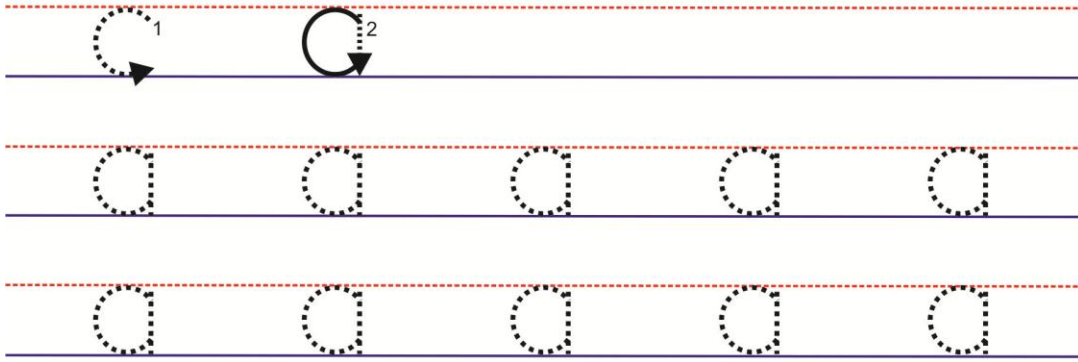
1 2 3



A A A A A

A A A A A

1 2




a a a a a

a a a a a

Aa Aa Aa Aa

T t



Handwriting practice lines for the letter 'T'. The page features three sets of horizontal lines: a top set with a dashed red midline, a middle set with a dashed red midline, and a bottom set with a dashed red midline. Each set includes a solid blue top line and a solid blue bottom line. The first two sets include stroke order guides: a vertical dashed line labeled '1' with a downward arrow, and a horizontal dashed line labeled '2' with a rightward arrow. The first set contains five dotted 'T' characters for tracing. The second set contains five dotted 'T' characters for tracing. The third set contains ten dotted 'T' characters for tracing.

Buluhaton 5

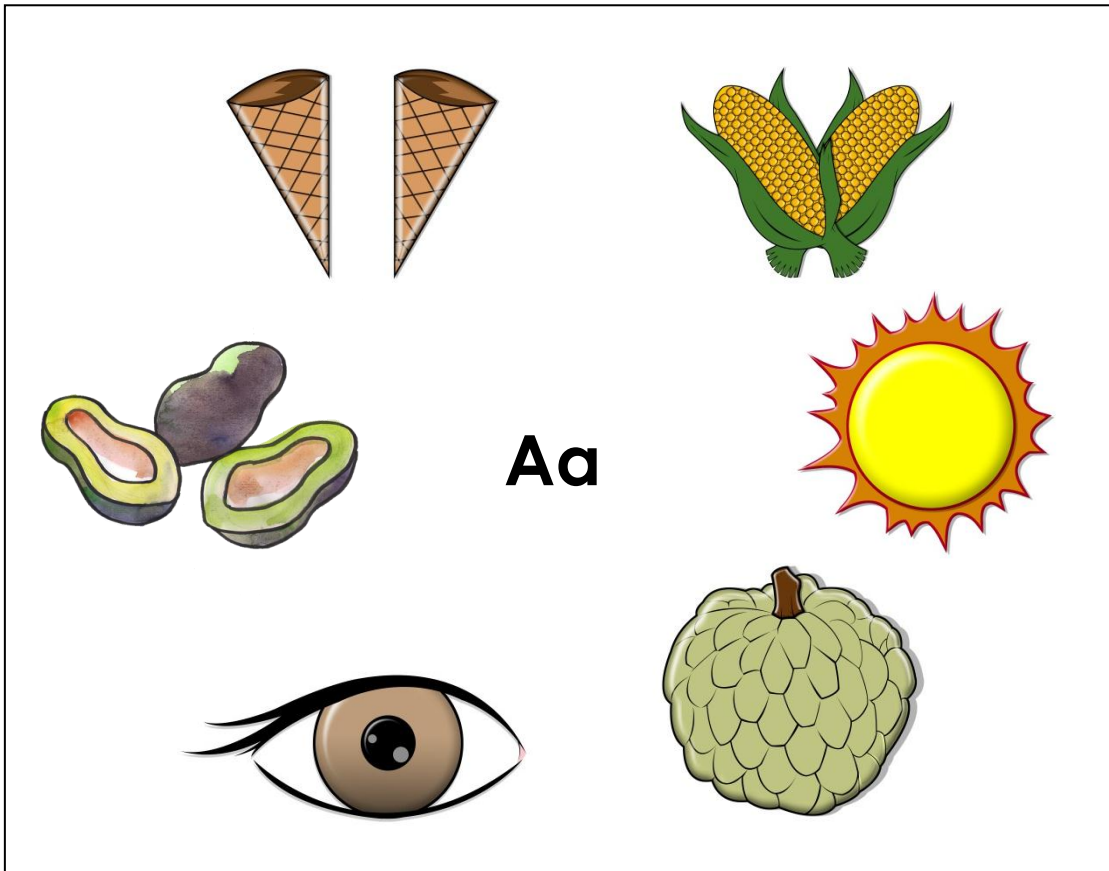
Ngalan: _____

Grado: _____ Petsa: _____

Letter Box: Lingini ang letra Aa.

M	a	A	b	I	H	a	A
B	A	S	A	A	a	m	c

(Teacher says “Lingini ang hulagway nga nagsugod sa letra Aa” (adlaw, atis, abokado, mata, apa, mais)



Buluhaton 6

Ngalan: _____

Grado: _____ Petsa: _____


(Teacher says "Lingini ang unang letra sa mosunod nga mga hulagway. Paminaw sa imong magtutudlo samtang hinganlan niya kining mga hulagway").



m a




m a




m a



m a



m a



m a


Buluhaton 7

Ngalan: _____

Grado: _____ Petsa: _____

(Teacher says "Isumpay ang letra nga naa sa kahon nga maoy unang letra sa ngalan sa hulagway").


m
a
t



m
a
t



m
a
t




Buluhaton 8

Ngalan: _____

Grado: _____ Petsa: _____

(The teacher will show pictures to the pupils. Opposite the picture is its incomplete name. Give the beginning letter of each picture. Pupils may choose from letters Mm, Aa, or Tt.)



__ata



__ama




__ais



__anok

Y y




Tracing practice for uppercase 'Y' and lowercase 'y' on a four-line grid (top blue, middle red, bottom blue, bottom red).

The first section shows uppercase 'Y' tracing. It includes a stroke order diagram with four steps: 1 (dotted line down-left), 2 (dotted line down-right), 3 (dotted line down), and 4 (solid line down). Below this are two rows of five dotted 'Y's each for tracing.


The second section shows lowercase 'y' tracing. It includes a stroke order diagram with two steps: 1 (dotted line down-left) and 2 (dotted line down-right). Below this are two rows of five dotted 'y's each for tracing.

S s



Tracing practice for uppercase 'S' and lowercase 's' on handwriting lines. The first section shows a large dotted 'S' with a starting arrow and number '1', followed by two rows of five dotted 'S' characters each. The second section shows a large dotted 's' with a starting arrow and number '1', followed by two rows of five dotted 's' characters each. The final row contains four pairs of dotted 'Ss' for tracing.

Kk




Tracing practice for uppercase 'K' and lowercase 'k'. The first section shows stroke order: 1 (vertical down), 2 (diagonal down-right), and 3 (diagonal down-left). This is followed by two rows of dotted 'K's for tracing. The second section shows stroke order for lowercase 'k' and is followed by two rows of dotted 'k's for tracing. The final row contains a continuous sequence of dotted 'Kk' pairs for tracing.

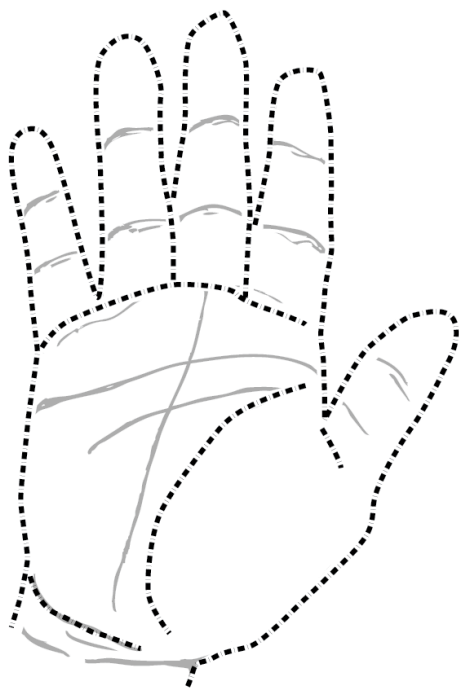

Buluhaton 9

Ngalan: _____

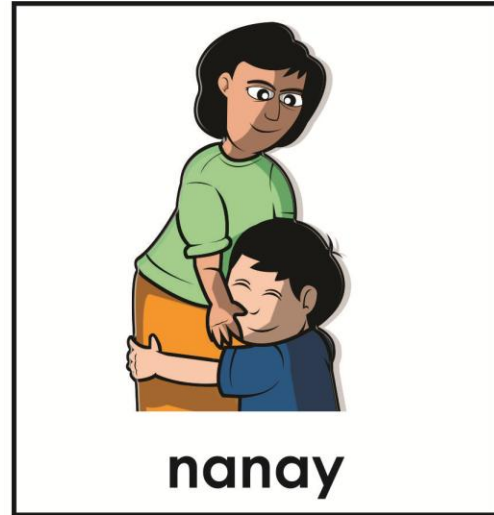
Grado: _____ Petsa: _____

(Teacher says, "Subaya ako" Subaya ang mga linya nga putol - putol aron makahimo og hulagway sa butang nga nagsugod og Kk.")





Nn



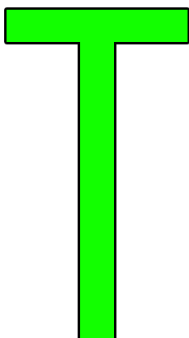

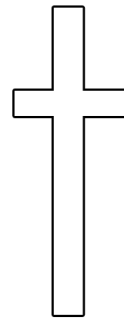
Tracing practice for uppercase 'N' and lowercase 'n'. The first section shows stroke order for 'N' (1: vertical down, 2: diagonal down-right, 3: vertical down) followed by two rows of five dashed 'N's for tracing. The second section shows stroke order for 'n' (1: vertical down, 2: curved top) followed by two rows of five dashed 'n's for tracing. The final row contains four dashed 'Nn' pairs for tracing.

Buluhaton 10

Ngalan: _____

Grado: _____ Petsa: _____

(Teacher says, "Kolori ang gagmay nga letra aron mutakdo sa iyang dagko nga letra").



Buluhaton 11


Ngalan: _____

Grado: _____ Petsa: _____

(Teacher says, "Kolori ang mani nga adunay pulong nga nagtapos sa /n/").



L l



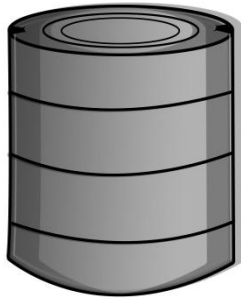
Tracing practice for the letter 'L' on handwriting lines. The first row shows stroke order: a vertical line down (1) and a horizontal line right (2). The second row contains five dotted 'L's for tracing. The third row contains five vertical dotted lines for tracing. The fourth row contains four dotted 'L's for tracing.

Buluhaton 12

Ngalan: _____

Grado: _____ Petsa: _____

(Teacher says, "Ilha ang hulagway. Isulat ang nawala nga letra").




__ata



__aso



__apis



__ansang

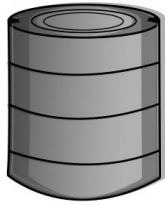
Buluhaton 13-A

Ngalan: _____

Grado: _____ Petsa: _____

(Teacher says, "Itakdo ang mga hulagway ngadto sa mga pulong pinaagi sa paglinya niini").

1.



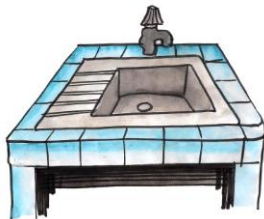
lababo

2.




laso

3.



lata

4.



lansang

Buluhaton 13-B

Ngalan: _____
Grado: _____ Petsa: _____

(Teacher says, "Bahina ang mga pulong ngadto sa silaba. Pila ka silaba ang maporma matag pulong?")

- | | | |
|-----------|-------|-------|
| 1. lata | _____ | _____ |
| 2. latay | _____ | _____ |
| 3. lantay | _____ | _____ |
| 4. sala | _____ | _____ |
| 5. mala | _____ | _____ |

Pagporma og mga pulong (Teacher reads the stem)

1. Unsang pulong ang maporma kon ang **unang silaba** ilisdan og **sa**?

pala = _____

2. Unsang pulong ang maporma kon ilisdan og **kat** ang katapusang silaba?

lasa = _____

3. Unsang pulong ang maporma kon **tangtangan ang unang** silaba?


galaga = _____

Buluhaton 14-A

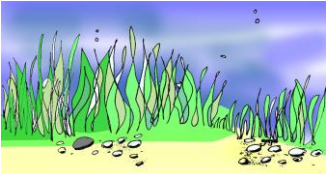
Ngalan: _____

Grado: _____ Petsa: _____


Nawala nga Silaba: Pilia ang saktong tubag. Isulat
kini sa blangko. (Teacher reads the stem)

1.  ___ta


la	ga	ba
----	----	----

2.  ___to

su	la	gu
----	----	----

3.  i__ga

sa	ba	la
----	----	----

4.  ___so


la	si	gi
----	----	----

Buluhaton 14-B


Ngalan: _____

Grado: _____ Petsa: _____

(Teacher says, "Isualat ang saktong pulongan(phase) nga magpaila sa mga hulagway").

1.  _____ ka _____

2.  _____ sa _____

3.  _____ ka _____

4.  _____ sa _____

Buluhaton 14-C

Ngalan: _____

Grado: _____ Petsa: _____

Basaha ang hugpulong (sentences) ug lingini ang tukmang tubag.

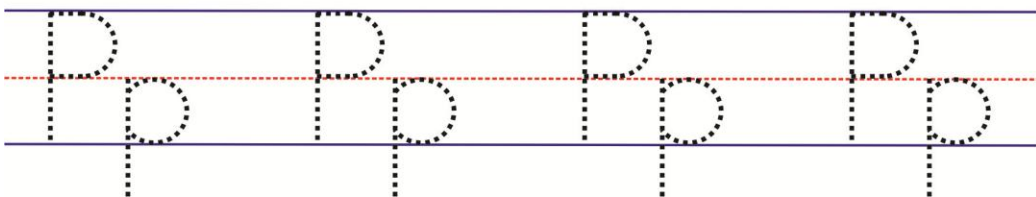
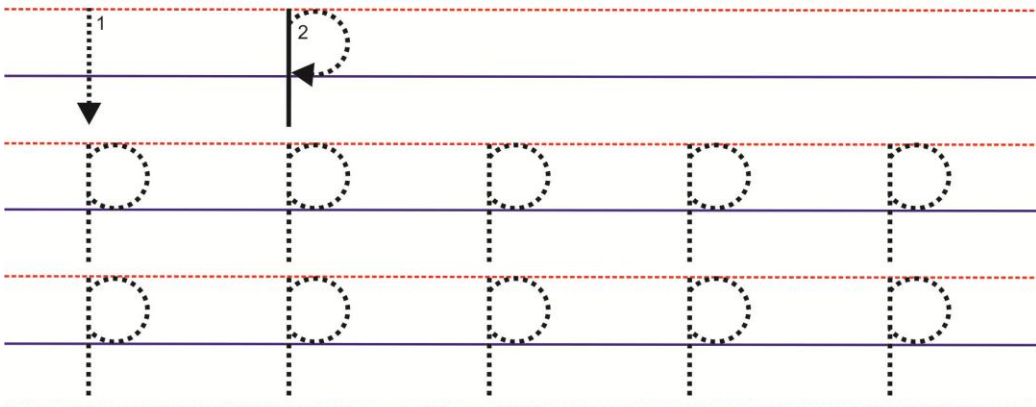
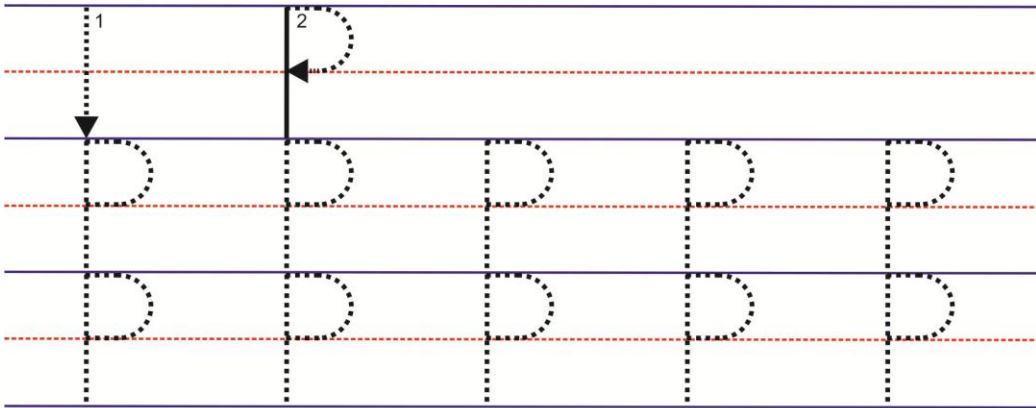

1. Adunay gibitbit nga lata si Lito. Unsay gibitbit ni Lito?

lata tasa бага

2. Nagtuwad ang lata ni Lita. Kang kinsang lata ang nagtuwad?

Lito Lita Lisa

Pp



Buluhaton 15

Ngalan: _____

Grado: _____ Petsa: _____

(Teacher says, "Isumpay ang letra nga anaa sa kolumna A ngadto sa kolumna B").

A

H

G

M

P

D

B

M


P

h

d

g

Bb




Tracing practice for uppercase 'B' and lowercase 'b'. The first section shows stroke order: 'B' is formed by three strokes (1: vertical down, 2: top curve left, 3: bottom curve left), and 'b' is formed by two strokes (1: vertical down, 2: counter-clockwise curve). Below are rows of dotted letters for tracing on a four-line grid. The final row shows pairs of dotted uppercase 'B' and lowercase 'b' for tracing.

Buluhaton 16


Ngalan: _____

Grado: _____ Petsa: _____


(Teacher says, "Ilha ug nganli ang hulagway sa ubos. Isulat ang nawalang letra").



__aka



__aki



__ato



__ola


Buluhaton 17-A

Ngalan: _____

Grado: _____ Petsa: _____


(Teacher says, "Itandi ang mga hulagway sa mga pulong pinaagi sa paglinya niini").

1.



baboy

2.



baka

3.



baba

4.



buyog

Buluhaton 17-B

Ngalan: _____
Grado: _____ Petsa: _____

(Teacher says, "Bahina ang mga pulong ngadto sa silaba. Pila ka silaba ang mamugna matag pulong?")

- | | | |
|----------|-------|-------|
| 1. lata | _____ | _____ |
| 2. baka | _____ | _____ |
| 3. pana | _____ | _____ |
| 4. baboy | _____ | _____ |
| 5. baba | _____ | _____ |

Pagporma og mga Pulong (Teacher reads the stem).

1. Unsang pulong ang maporma kon ilisdan ang **unang silaba** og **sa**?

baba = _____

2. Unsang pulong ang maporma kon pun-an og **la** sa katapusang silaba.

ba = _____

3. Unsang pulong ang maporma kon tangtanganon **ang unang** silaba?

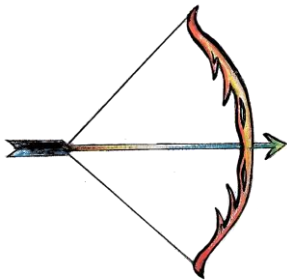
labaga = _____

Buluhaton 18-A


Ngalan: _____

Grado: _____ Petsa: _____


(Teacher says, "Isulat ang nawala nga silaba. Pilia ang tukmang tubag nga anaa sa kahon ug isulat kini sa blangko").

1.  ___na


la pa ba

2.  ___ka

su la ba

3.  sa ___

ya ba la

4.  ba ___


la si ki

Buluhaton 18-B

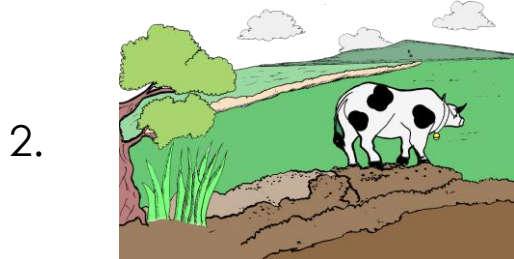
Ngalan: _____

Grado: _____ Petsa: _____

(Teacher says, "Isulat ang saktong pulongan (phrase) nga magpaila sa mga hulagway").




_____ ka _____



_____ sa _____

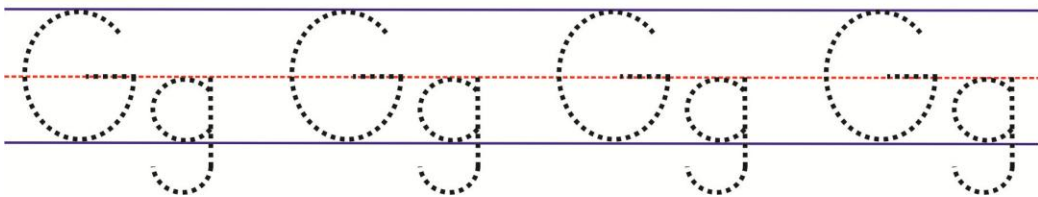
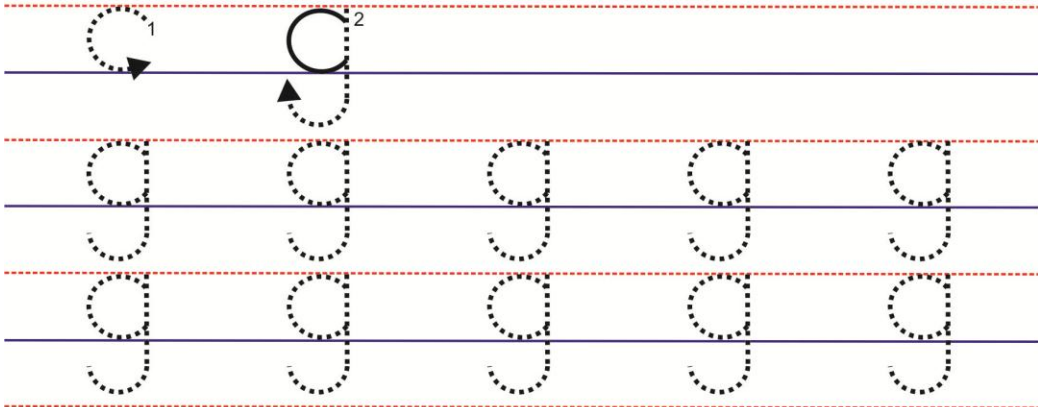
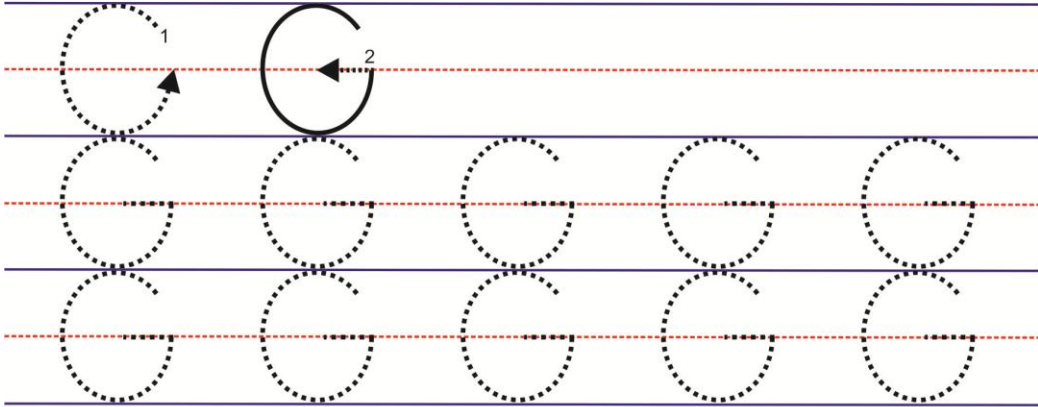



_____ ka _____




_____ sa _____

Gg



Dd



Tracing practice for uppercase 'D' and lowercase 'd' on a four-line grid. The first row shows stroke order: a vertical line down (1) and a curve from top to bottom (2) for uppercase 'D'. The second row shows stroke order: a counter-clockwise curve (1) and a vertical line down (2) for lowercase 'd'. The third row contains five pairs of dotted uppercase 'D' and lowercase 'd' for tracing. The fourth row contains four pairs of dotted uppercase 'D' and lowercase 'd' for tracing.

Buluhaton 19

Ngalan: _____

Grado: _____ Petsa: _____

(Teacher says, "Kolori ang dako ug gamay nga letra Dd sa imong paboritong kolor").

M

m

h

n

D

y

d

K

m

D

b

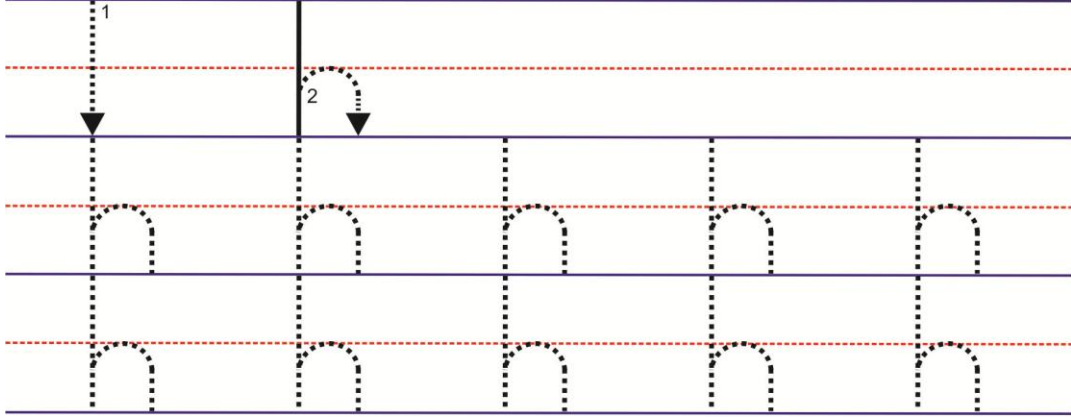
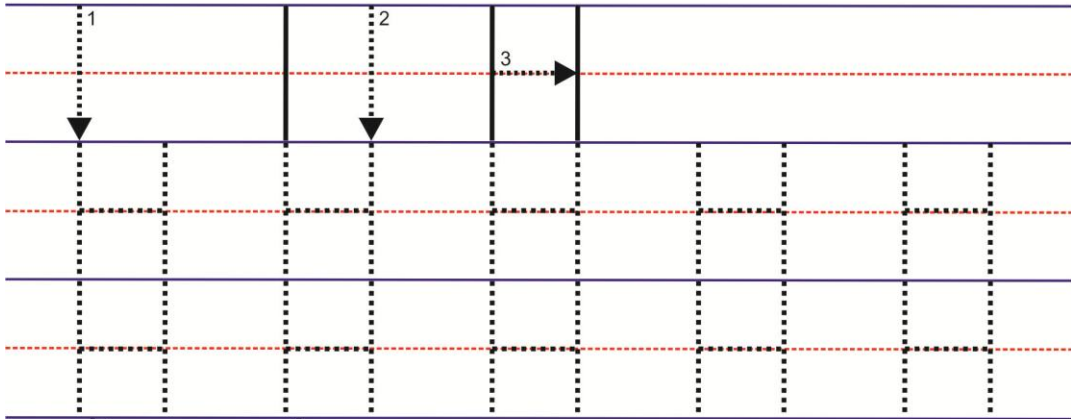

d

D

B

C

Hh



Buluhaton 20

Ngalan: _____

Grado: _____ Petsa: _____

Isumpay ang mga letra nga anaa sa kolumna A ngadto sa kolumna B. (Teacher may read the instruction)

A

m

t

y

s

k

B

s

k

m

t

y

Buluhaton 21

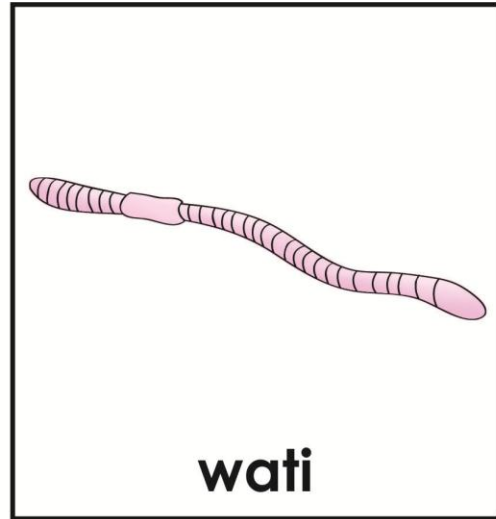
Ngalan: _____

Grado: _____ Petsa: _____

(Teacher says, "Kolori ang dako ug gamay nga letra Hh sa imong paboritong kolor").



W w



Tracing practice for uppercase 'W' and lowercase 'w'. The first section shows four large dotted 'W's on a four-line grid with numbered arrows (1-4) indicating stroke order. The second section shows two rows of smaller dotted 'W's on a four-line grid, also with numbered arrows. The third section shows a row of alternating dotted uppercase 'W' and lowercase 'w' on a four-line grid.

Buluhaton 22

Ngalan: _____

Grado: _____ Petsa: _____

(Teacher says, "Isumpay ang mga letra nga anaa sa kolumna A ngadto sa kolumna B").

A

m

t

y

s

k

B

s


k

m

t

y

I i



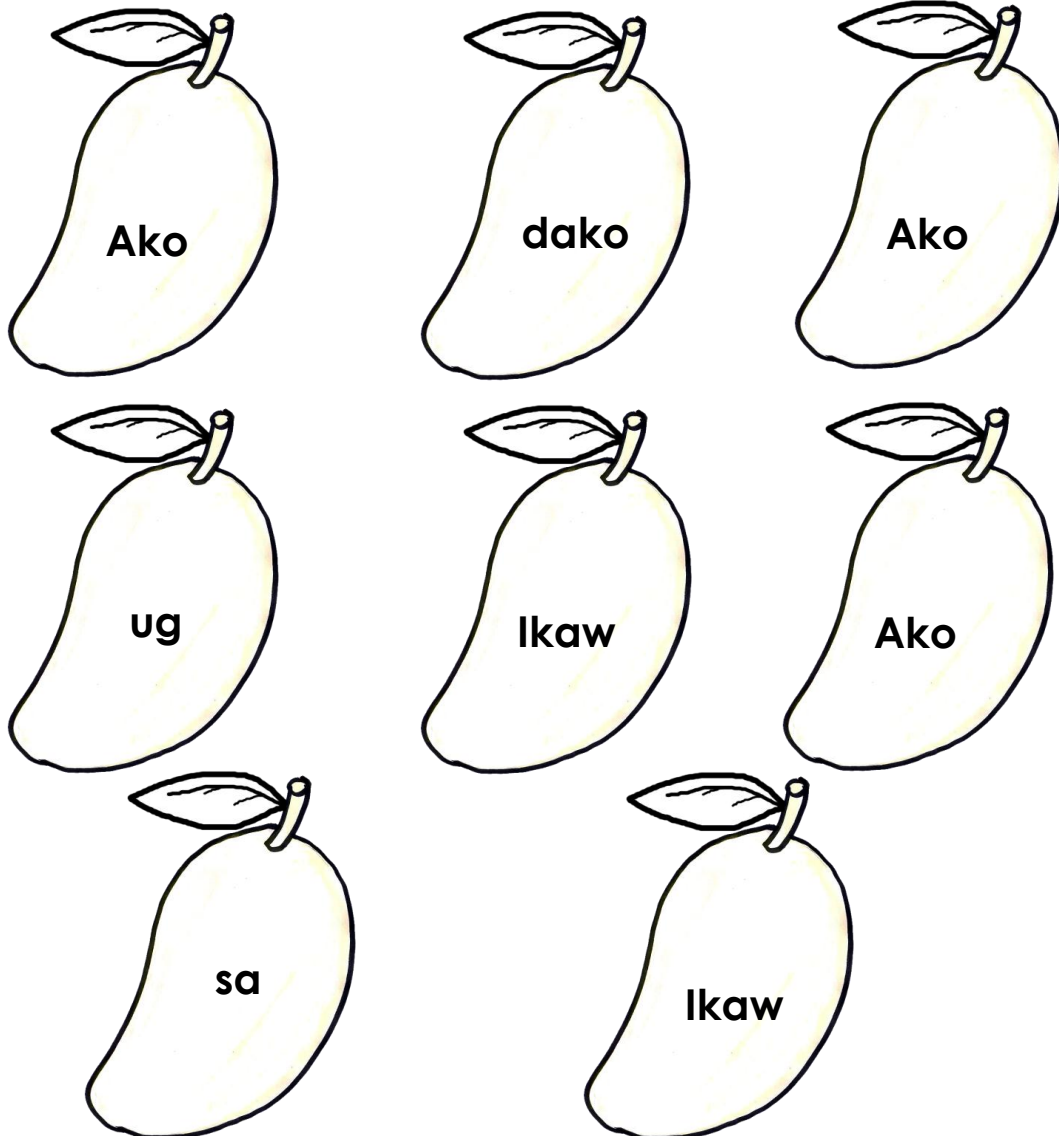
Tracing practice for the letter 'I' on a four-line grid. The first row shows stroke order: 1 (vertical down), 2 (horizontal right), and 3 (vertical down). This is followed by five rows of dotted 'I' characters for tracing, with the first row including stroke order numbers.

Buluhaton 23

Ngalan: _____

Grado: _____ Petsa: _____

(Teacher, “Kolori og pula ang mga mangga nga adunay pulong nga **ako** ug dalag ang mga mangga nga adunay pulong nga **ikaw**”).






Buluhaton 24-A

Ngalan: _____

Grado: _____ Petsa: _____

Isulat ang nawalang silaba. (Teacher reads the instruction)



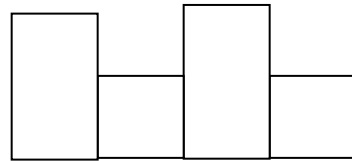

Buluhaton 24-B

Ngalan: _____

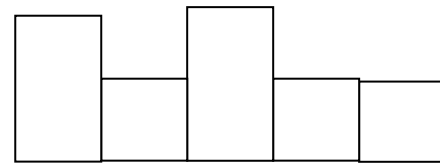

Grado: _____ Petsa: _____

Isulat ang saktong ngalan sa hulagway diha sa kahon.

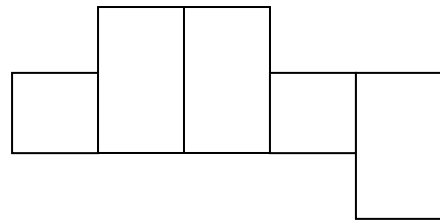

1.



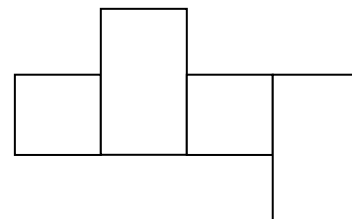
2.



3.



4.



5.



Buluhaton 24-C

Ngalan: _____
Grado: _____ Petsa: _____

Basaha ang mga hugpulong (sentences) ug lingini ang tukmang tubag.

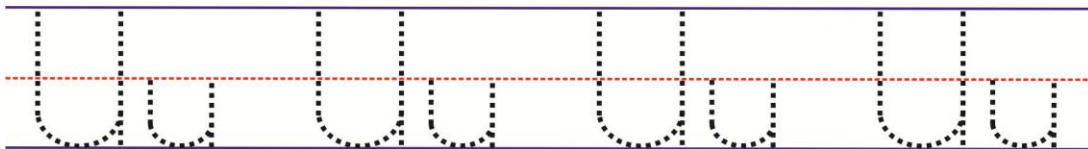
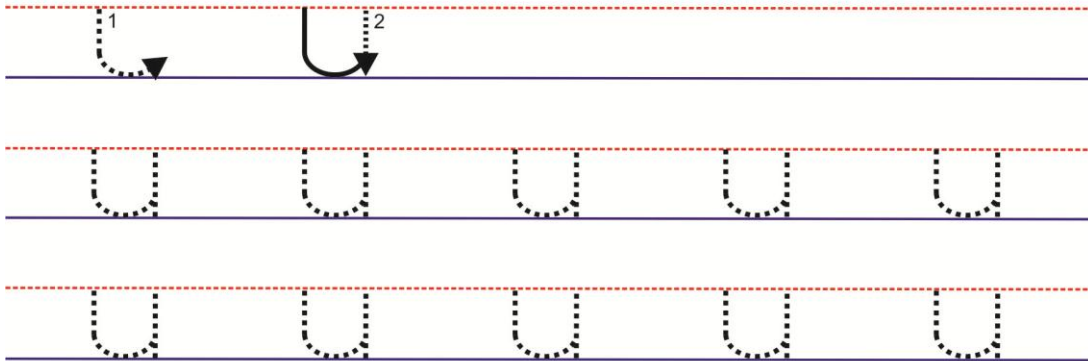
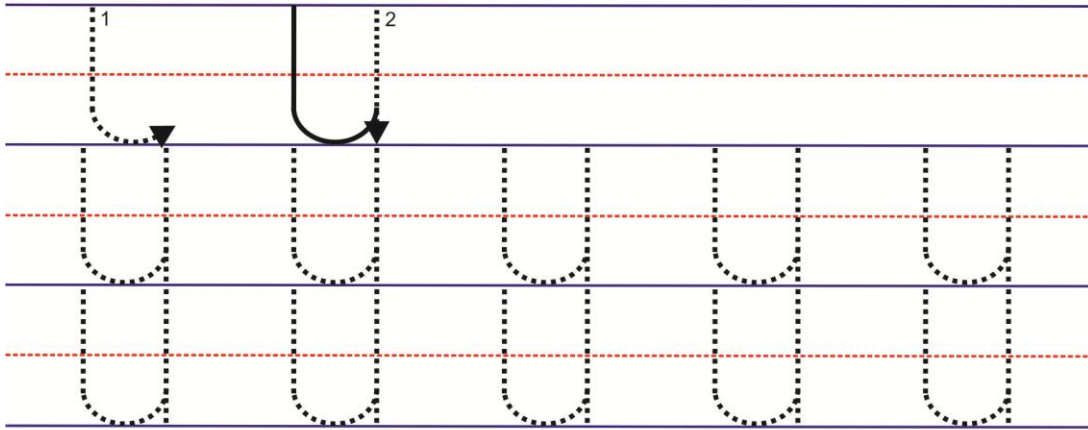

1. Buak ang itlog. Unsa ang nabuak?

itlog baki wasay

2. Taas ang lawas sa halas. Unsa ang taas sa halas?

itlog ikog lawas

Uu




Buluhaton 25-A

Ngalan: _____

Grado: _____ Petsa: _____

(Teacher says, "Kolori ko: Kolori og lunhaw ang mga dahon nga adunay letra Uu ug asul ang letra li").



Buluhaton 25-B

Ngalan: _____

Grado: _____ Petsa: _____

Isulat ang nawalang silaba. (Teacher reads the instruction)

1.



___nggoy

2.



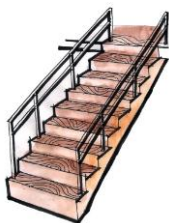
___nlan

3.



___sla

4.



___agdan

5.



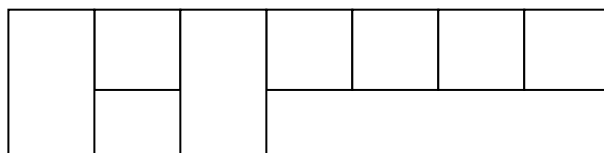
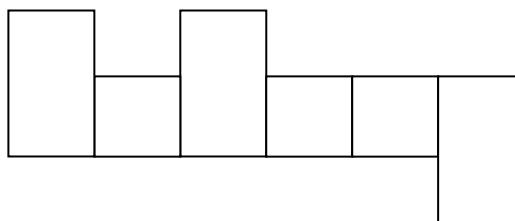
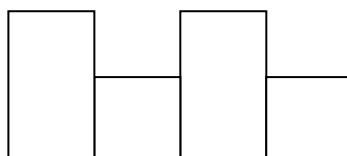
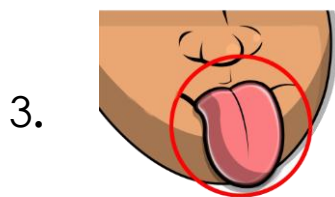
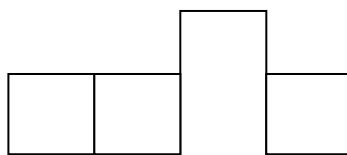
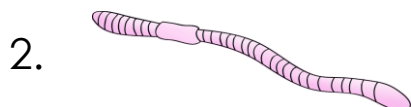
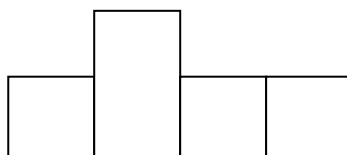
___agat

Buluhaton 25-C

Ngalan: _____

Grado: _____ Petsa: _____

Isulat ang saktong ngalan sa hulagway diha sa kahon.



Buluhaton 25-D

Ngalan: _____

Grado: _____ Petsa: _____

Basaha ang hugpulong(sentences) ug lingini ang tukmang tubag.

1. Nabitik ang ilaga sa kantina. Diin nabitik ang ilaga?

umahan

balay

kantina

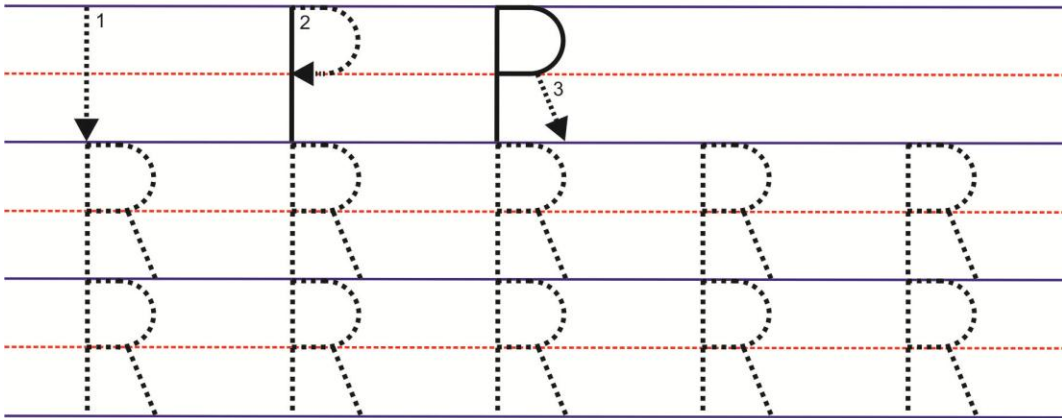

2. Nakakita og saging ang unggoy ug ang bao. Unsay nakit-an nila ni unggoy ug bao?

mangga

saging

abokado

Rr



Buluhaton 26-A

Ngalan: _____

Grado: _____ Petsa: _____

Lingini ang pulong nga maoy ngalan sa hulagway.



Buluhaton 26-B

Ngalan: _____

Grado: _____ Petsa: _____

(Teacher says, "Ihan-ay ug tan-awa. (Crossword puzzle). Isulat ang mga letra sa ngalan sa matag hulagway sa paubos nga paagi").

Paubos:



1




3

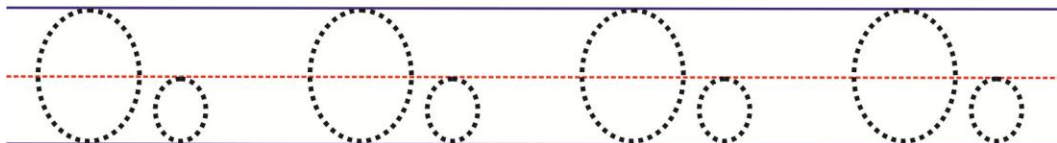
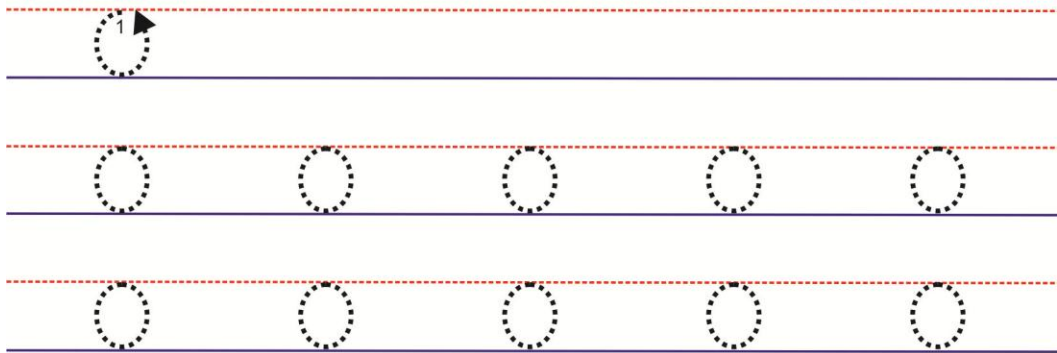
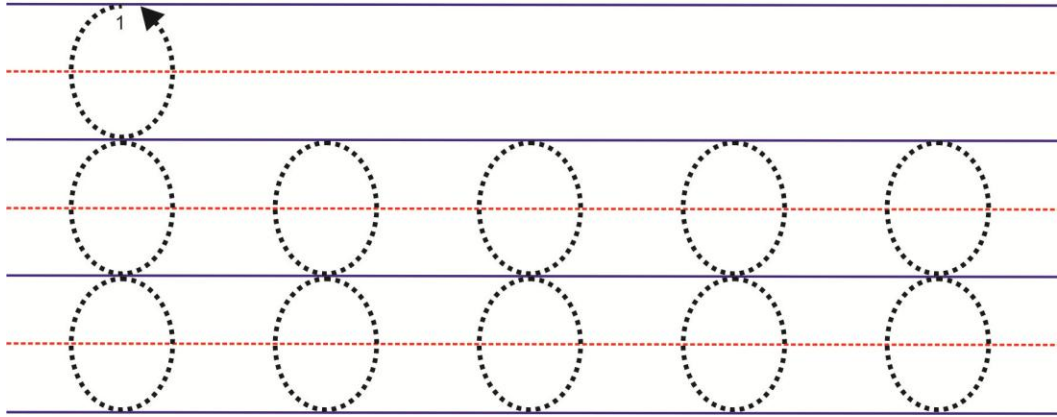

Pababag:



2



O o



Buluhaton 27


Ngalan: _____

Grado: _____ Petsa: _____

(Teacher shows pictures of plants, animals, or things that begin with the sound Oo. Let pupils think and give names that begin with Oo. Let them write the name under proper heading. (So the teacher will have to accept all the answers and post it under proper heading) Let pupils correct their work.)



8



Nagsugod og Oo

Wala nagsugod og Oo

1.

2.

3.

1.

2.


3.


Buluhaton 28-A

Ngalan: _____

Grado: _____ Petsa: _____

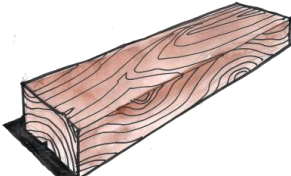
(Teacher says, "Ayoha ang mga nagsagol nga letra ug ilha ang pulong. Ang hulagway maoy imong giya").

1.  r n a o s a

2.  t o o s

3.  r a o k

4.  p l t i h s o a

5.  y a o h k

Buluhaton 28-B

Ngalan: _____

Grado: _____ Petsa: _____

Pangitaa ang mga nakatagong pulong ug isulat sa blackboard. Basaha ang mga pullongan (phrase) nga anaa sa tuong bahin isip imong sumbanan.

1. b____s____

Gamit imnanan

2. ____i____o

Parti sa lawas nga naa sa braso

3. g____ta____a

Gamit sa pagduyog sa kanta.

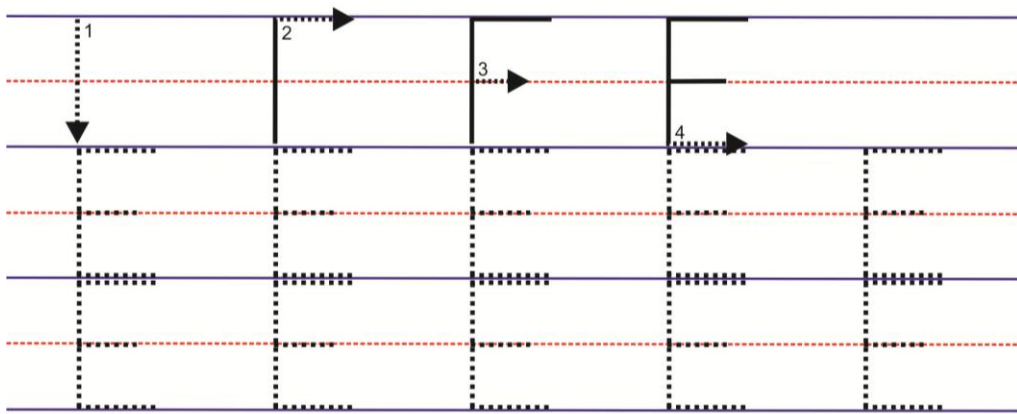

4. ____ir____

Parte sa balay nga agianan


5. d____l____

Gibuhat sa mga bata aron malingaw

E e



Ng








Tracing practice for the letter 'Ng' on a four-line grid. The first section shows the stroke order for uppercase 'N' and 'g' with numbered arrows (1-5). Below are three rows of dotted 'Ng' for tracing. The second section shows the stroke order for lowercase 'ng' with numbered arrows (1-4). Below are three rows of dotted 'ng' for tracing.

Buluhaton 29

Ngalan: _____

Grado: _____ Petsa: _____

Itakdo ang saktong ngalan nga anaa sa kolumna B ngadto sa kolumna A pinaagi sa pagsulat sa letra sa blangko nga makit-an sa wala nga bahin niini.

	A	B
____ 1.		A. ilaga
____ 2.		B. kalo
____ 3.		C. mais
____ 4.		D. bola
____ 5.		E. halo-halo

Buluhaton 30-A

Ngalan: _____

Grado: _____ Petsa: _____

Ayoha ang mga nagsagol nga mga letra ug ilha ang pulong. Ang hulagway maoy imong giya.

1.



g o n i p n

2.



g e r a o l

3.



r p a o e

4.



b a s b a s

5.



n b l a g i

Buluhaton 30-B

Ngalan: _____

Grado: _____ Petsa: _____

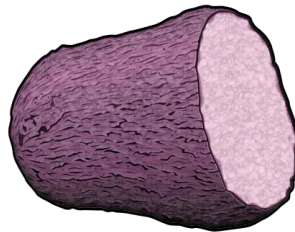
Isulat ang nawalang letra o mga letra nga moila sa hulagway.



Ka _ _ _



S _ st _ _



_ _ mot _



Kara _ e



K _ t _ _