



Republic of the Philippines
Department of Education
Region X
DIVISION OF MISAMIS ORIENTAL
Cagayan de Oro City
Tel Nos.: (088) 856-4454 / (08822) 72-46-15
Fax No.: (088) 856-4524 / e-mail: misamisoriental@deped.gov.ph



DIVISION MEMORANDUM

Nos. 454 s. 2016

TO: PS District Supervisors
School Heads/In-Charge
Elementary and Secondary Schools
This Division

FROM: **CHERRY MAE L. LIMBACO, Ph.D., CESO V**
Schools Division Superintendent

DATE: October 6, 2016

SUBJECT: **PRESENTATION ON THE IMPLEMENTATION OF THE SCHOOL
REPORT CARD FOR SY 2016-2017 (JANUARY TO SEPTEMBER 2016)**

Pursuant to DepEd Memorandum No. 160, s. 2016 re: Status of Implementation of the School Report Card, all school heads/in-charge are hereby directed to implement the School Report Card for SY 2016-2017 following these schedules:

Activity	Date	
	October SRC	March SRC
Preparation of SRC	October 1-13, 2016	February 15-28, 2017
Division-wide Simultaneous Presentation of SRC in School Assemblies	October 14, 2016, 2:00PM	March 1-11, 2017
Submission of Feedback on SRC	October 14, 2016	March 7-11, 2017

The sequence of information covered by the SRC is shown below. For a complete description and template for these information, please refer to Annexes 11, 12A, and 12B. at www.depedmisor.net/templates.html and click **School Report Card SY 2016-2017**. There must be a minimum of 19 SRC data needed in the SRC. Other information aside from those indicated in these guidelines may be included according to what the school thinks is necessary to share to its stakeholders.

SCHOOL PROFILE

1. Enrollment
2. Health and nutritional status
3. Learners materials
4. Teachers' professional development
5. Funding sources
6. School awards and recognitions

PERFORMANCE INDICATORS

ACCESS

7. Number and rate of dropouts by cause

QUALITY

8. Percentage of learners who completed the School Year (Promotion Rate)
9. National Achievement Test (NAT) – by Mean Percentage Score (MPS)
10. Literacy level

GOVERNANCE

11. School-Based Management Assessment Level
12. Child-Friendly School Survey result
13. Stakeholders' participation
14. Learner-Teacher ratio
15. Learner-Classroom ratio
16. Learner-Toilet ratio
17. Learner-Seat ratio

STATUS OF SCHOOL PROJECTS

18. Status of Annual Improvement Plan (AIP)/Continuous Improvement (CI) projects
19. Other stakeholders' accomplishments

Furthermore, the School Head through their school ICT Coordinator shall submit a scanned Word/PDF Copy of schools' SRC (including coverage) through this link - bit.ly/misorsrcmonitoringsheet and accomplish online feedback form on SRC through this link – bit.ly/src_monitoring_form on or before October 14, 2016.

Enclosed in this memorandum are as follows:

- Sample Leaflet/Factsheet for distribution during the event
- Programme and Script - Presentation of School Report Card
- Letter of Invitation for guests and visitors
- Backdrop Tarpaulin design
- Instructions on the uploading of SRC scanned Word/PDF Copy of schools' SRC (including coverage) to school's cloud storage folder for reference.

School Heads and Teachers are encouraged to wear Filipiniana outfit during the event.

For guidance and compliance.


/sgod_mdb, dpu_elg



Annex 12A Basic SRC Template

Name of School: _____ School ID: _____
Address: _____
School Head: _____
Contact Number: _____
Email Address: _____

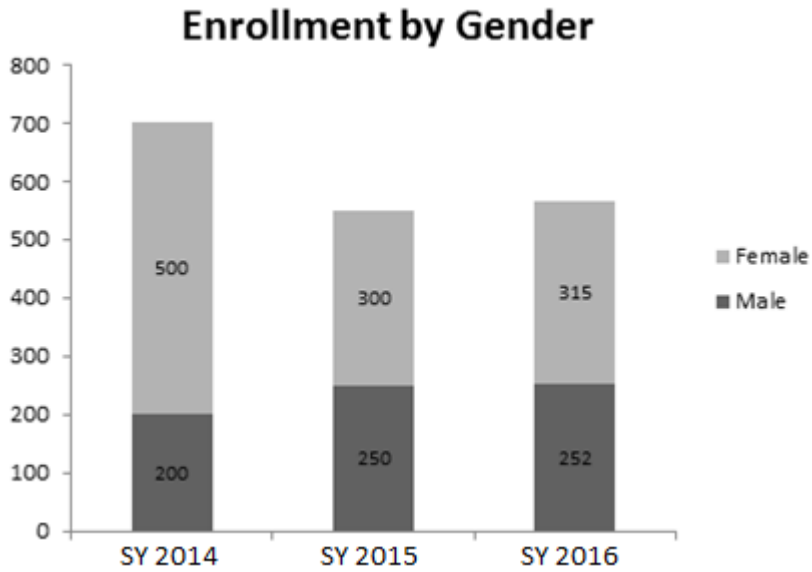
Insert Picture of Learners doing school activities





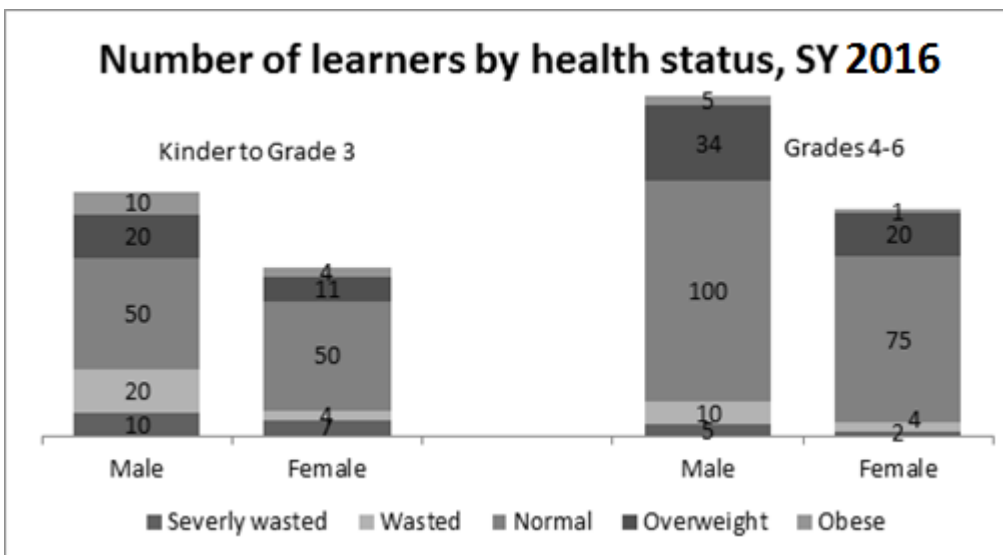
School Profile

1. Enrollment



Write interpretation of the data.

2. Health and nutritional status



Write interpretation of the data.

Annexes

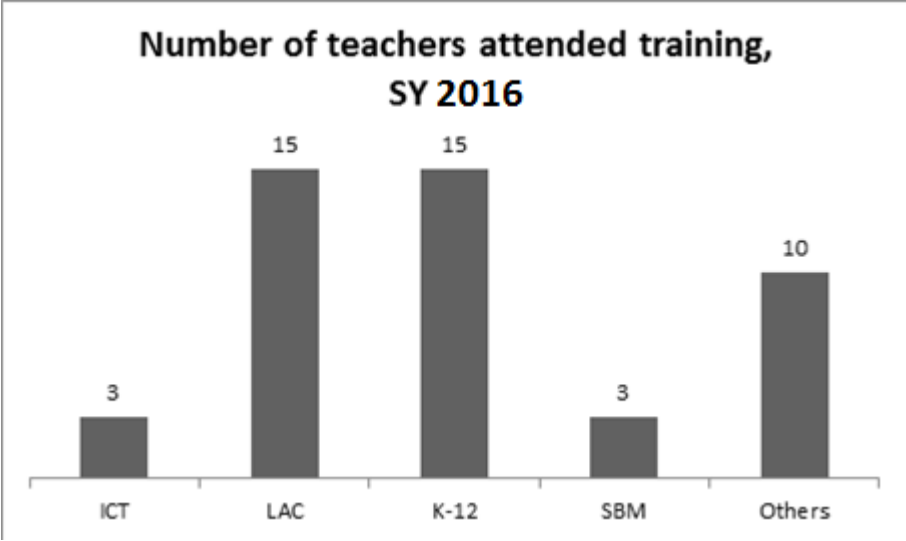
3. Learners materials

	Subject	Excess	Shortage
Textbook	English 3		
	Mathematics 5		
	Science 6		

		Number
Library	Books	
	Tables	
	Chairs	
Computer	Computers	

Write interpretation of the data.

4. Teachers' professional development

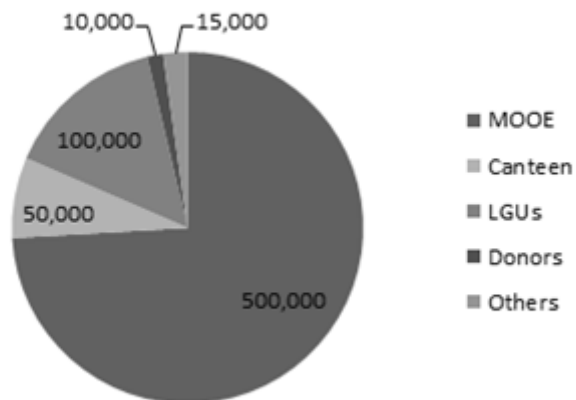


Write interpretation of the data.



5. Funding sources

Sources of School Funding, SY 2016



Write interpretation of the data.

6. School awards and recognitions

Title of Award	Award Giving Body	Level (International, National, Region, Division or School level)	Category of Awardee (Student, Teacher, School Head, School)
Best Performing School	Division Office of Ilocos Sur	Division	School
Over-all Champion in Sports Contest	Vigan City LGU	Division	Student
Hall of Famer Brigada Eskwela Awardee	DepEd Central Office	National	School

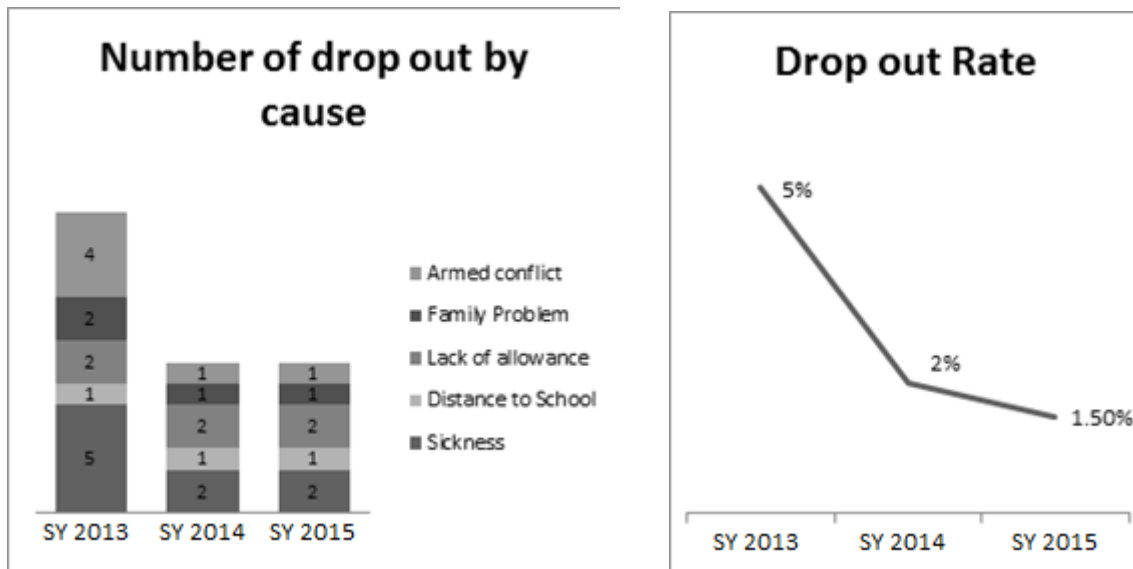
Write interpretation of the data.



Performance Indicators

Access

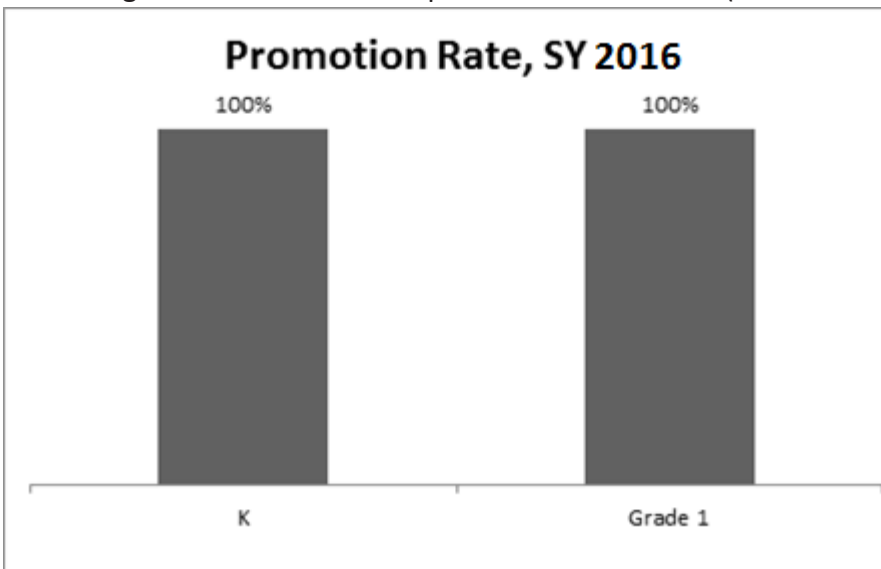
7. Number and rate of dropouts by cause



Write interpretation of the data.

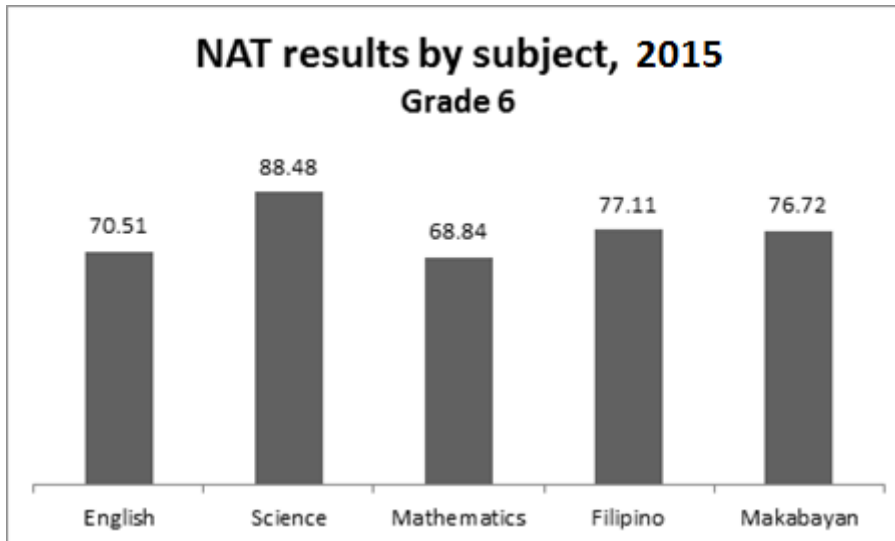
Quality

8. Percentage of learners who completed the School Year (Promotion Rate)



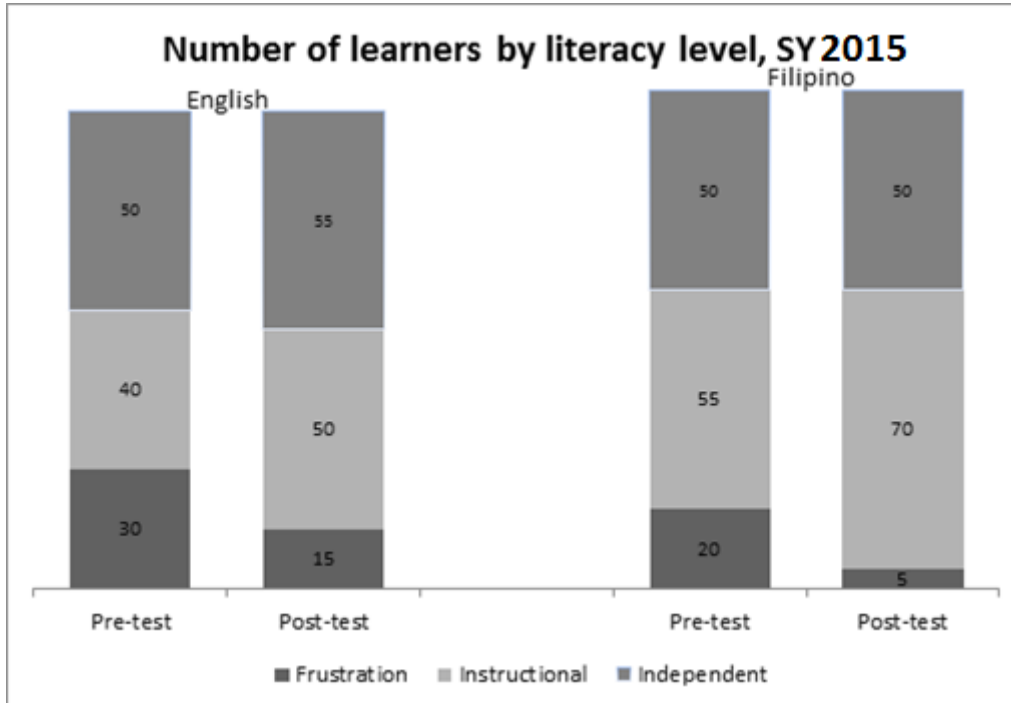
Write interpretation of the data.

9. National Achievement Test (NAT) – by Mean Percentage Score (MPS)



Write interpretation of the data.

10. Literacy level



Write interpretation of the data.



Governance

11. School-Based Management Assessment Level

SBM Level
I

Qualitative Interpretation:
Developing

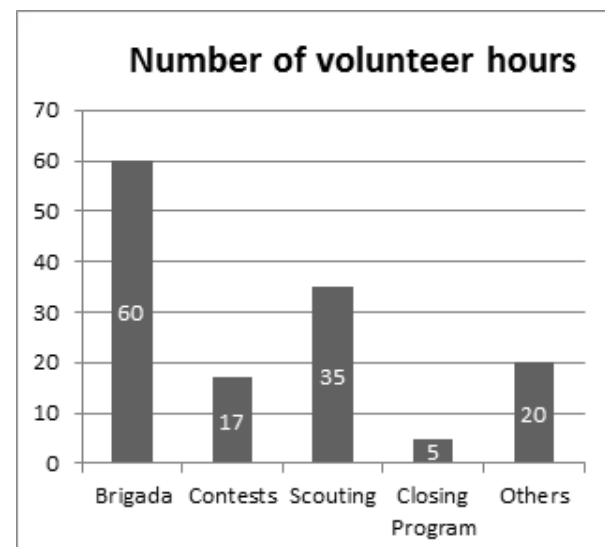
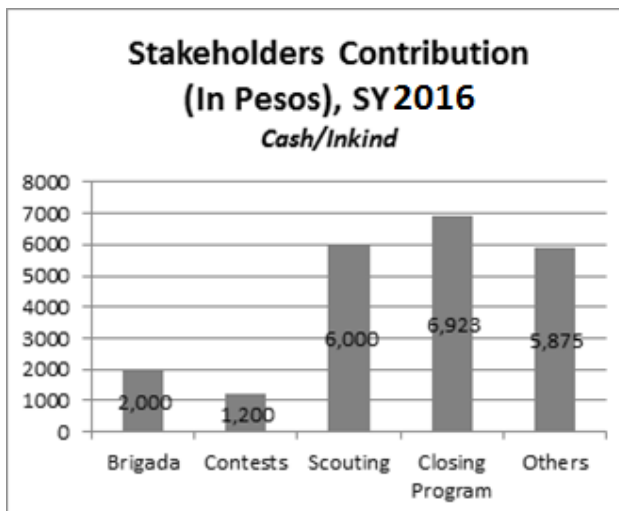
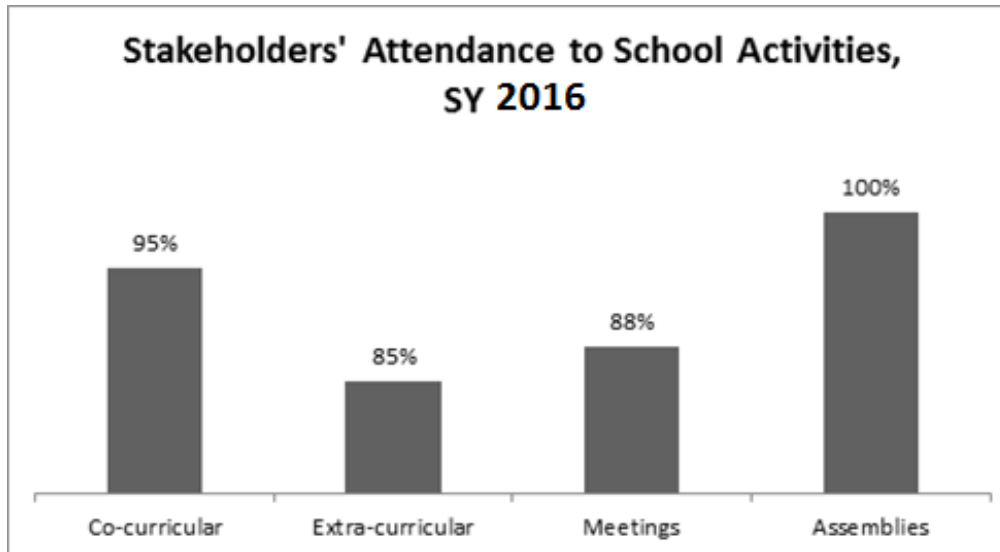
12. Child-Friendly School Survey result

CFSS Points:
33

Qualitative Interpretation:
Outstanding

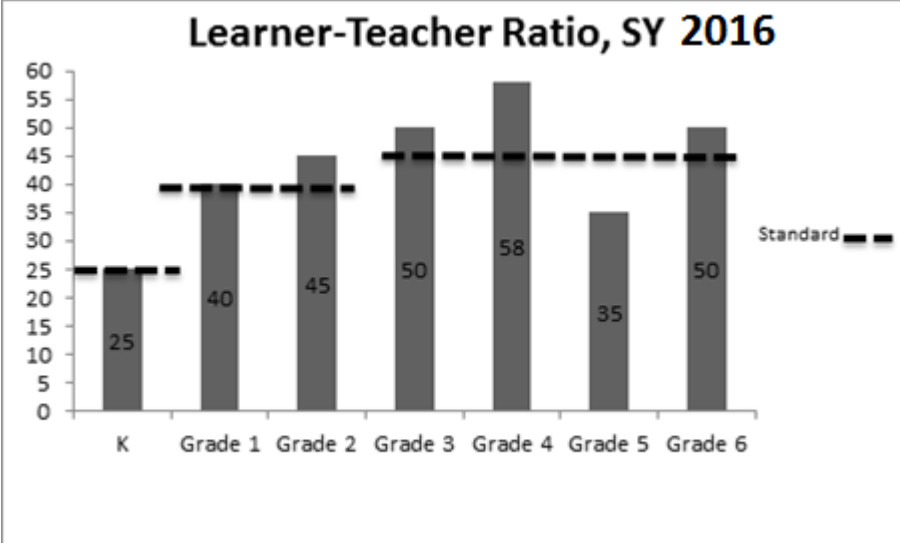


13. Stakeholders' participation



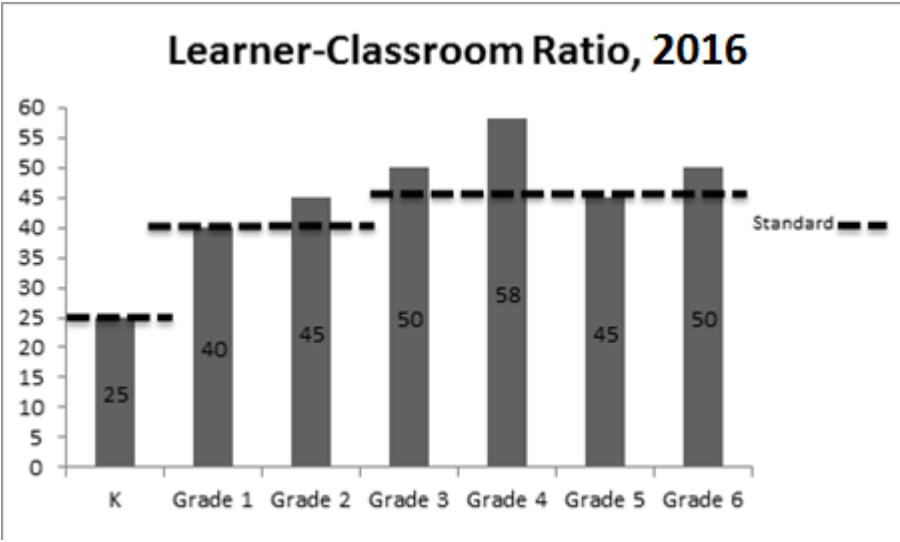
Write interpretation of the data.

14. Learner-Teacher ratio



Write interpretation of the data.

15. Learner-Classroom ratio

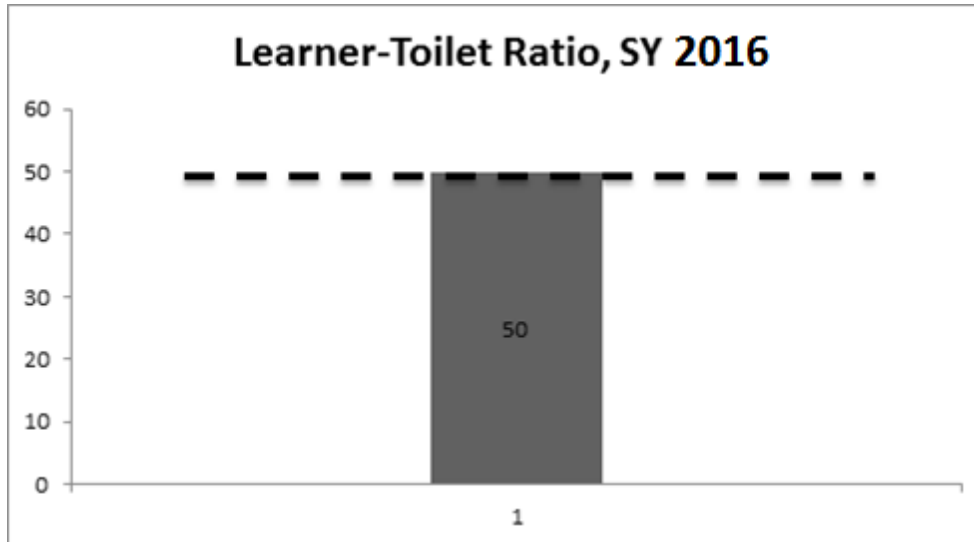


Write interpretation of the data.



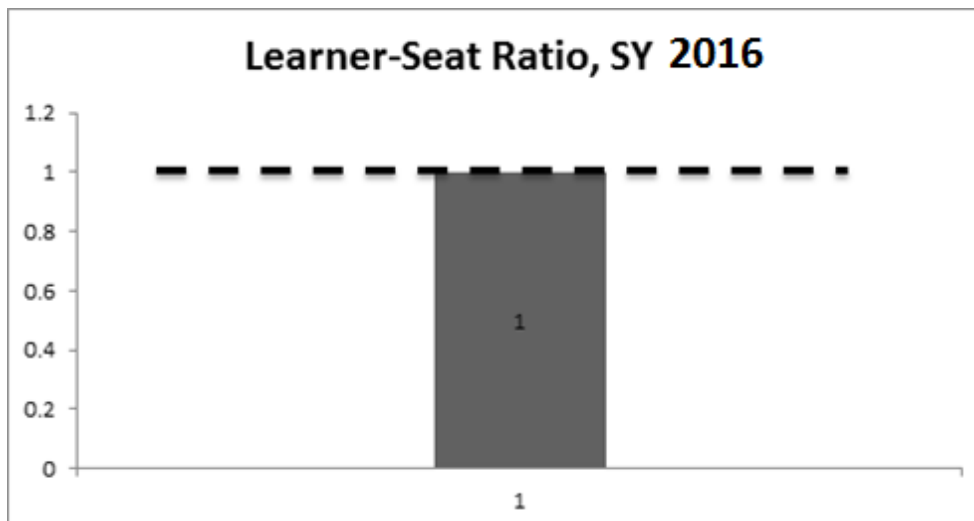


16. Learner-Toilet ratio



Write interpretation of the data.

17. Learner-Seat ratio



Write interpretation of the data.





Projects

18. Status Continuous Improvement (CI) projects

*Presentation of Tables or Graphs depends on the School

Write interpretation of the data

19. Other stakeholders' accomplishments

*Presentation of Targets or Graphs depends on the School

Write interpretation of the data

Certified Accurate:

School Head

Teacher Representative

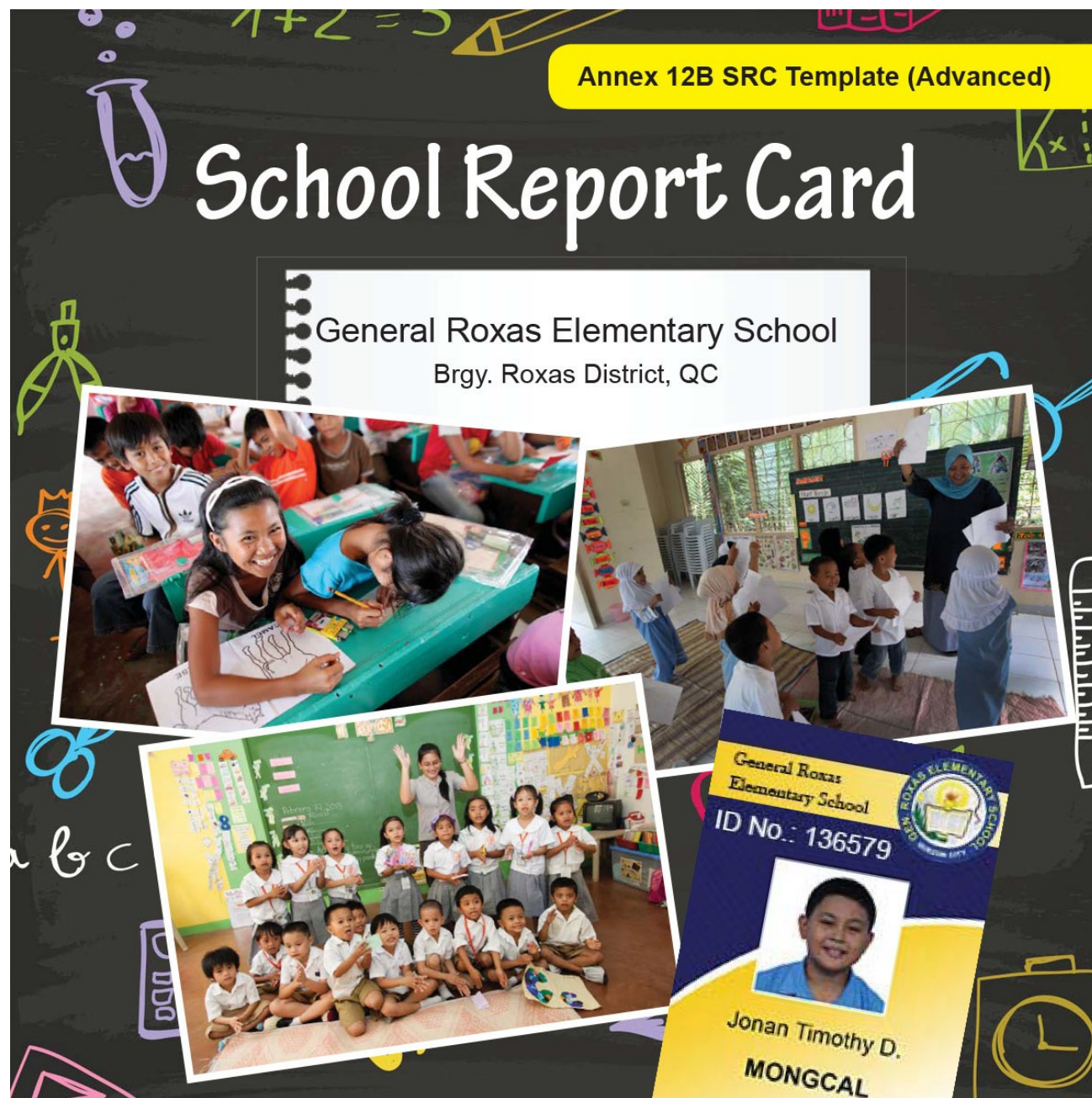
PTCA President

Student Government President



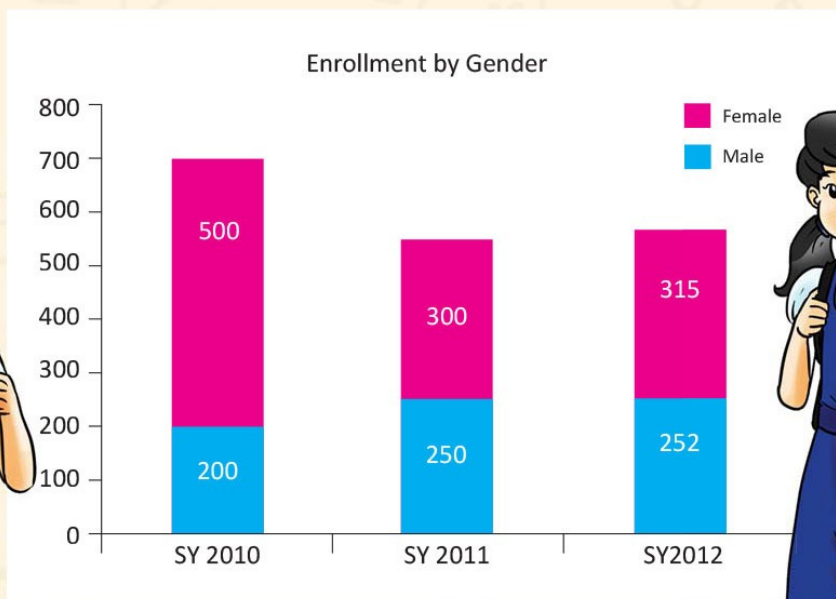


Annex 12B Advanced SRC Template



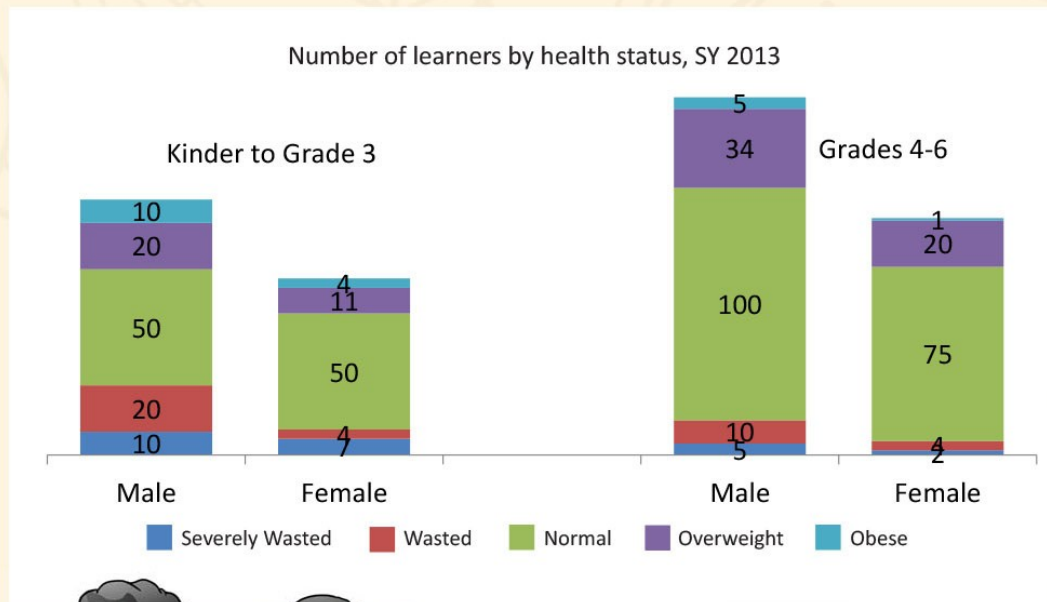
School Profile

1. Enrollment



From 2010, the number of male enrollees have significantly increased, while the number of female enrollees have decreased. This can be attributed to

2. Health and nutritional status



In the primary grades, 46% (86 out of 186) of the learners fall outside the normal health status. On the other hand, only 32% of Grades 4-6 students fall outside the normal health status.

3. Learners' materials

	Subject	Excess	Shortage
Textbook	English 3		
	Mathematics 5		
	Science 6		

		Number
Library	Books	
	Tables	
	Chairs	
Computer	Computers	
Science Equipment*		

At the end of the school year, there was an excess of x number of textbooks in these subject areas: English and Mathematics.

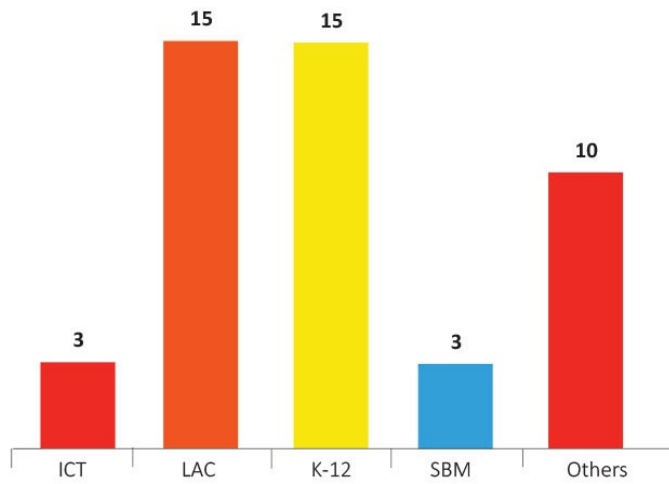


4. Teachers' professional development

In the last year, majority of the trainings attended by our teachers were about K to 12 and LACs.

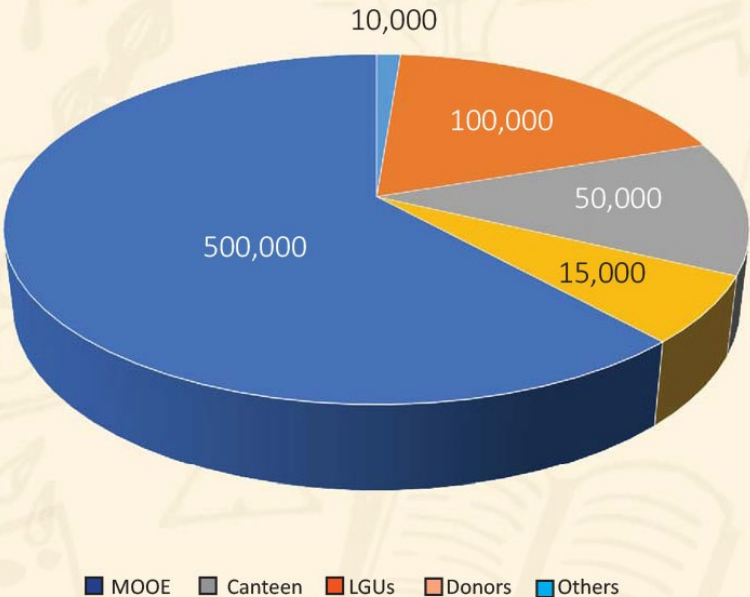


Trainings attended by Teachers, SY 2013



5. Funding sources

Sources of School Funding, SY 2013



The biggest source of school funding come from the MOOE. Other sources are canteen fund, LGUs, and donors.



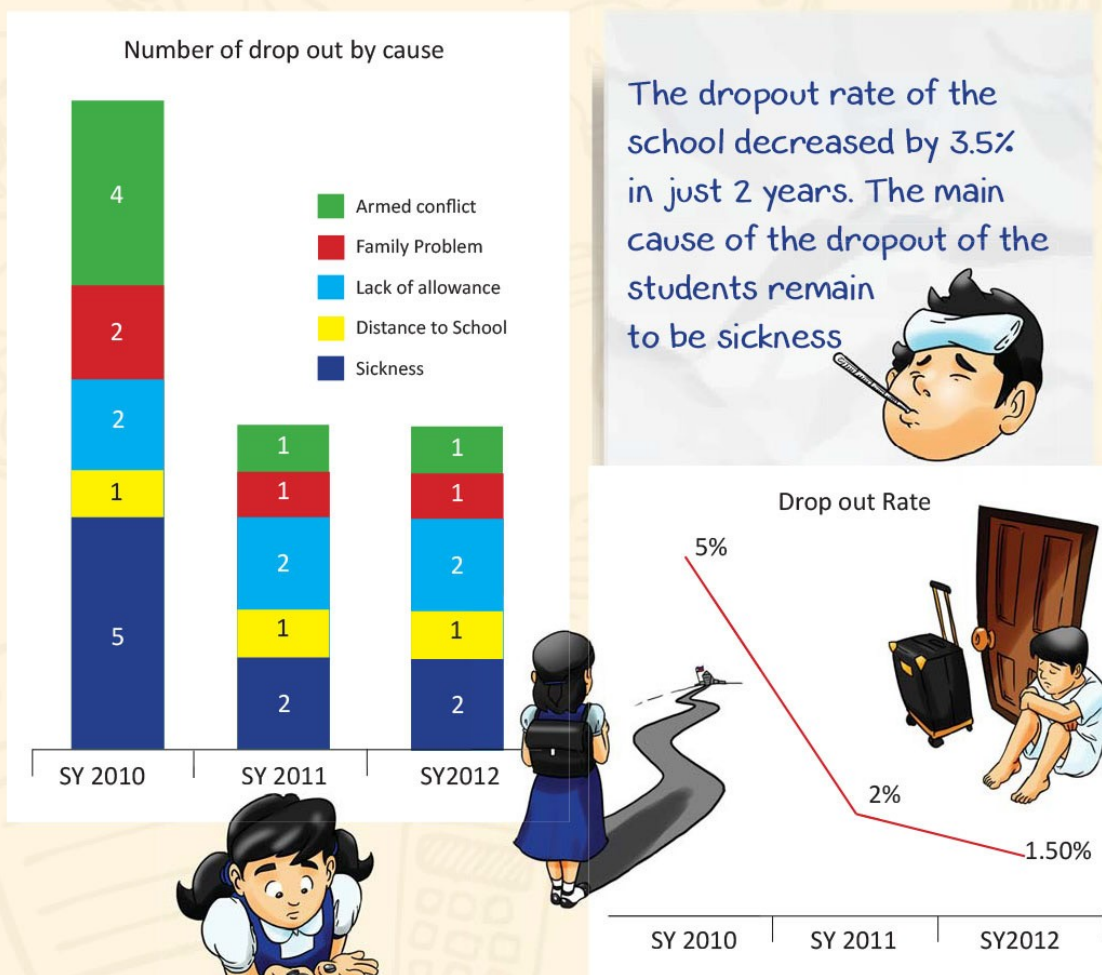
6. School awards and recognition

Title of Award	Award Giving Body	Level (International, National, Region, Division or School level)	Category of Awardee (Student, Teacher, School Head, School)
Best Performing School	Division Office of Ilocos Sur	Division	School
Over-all Champion in Sports Contest	Vigan City LGU	Division	Student
Hall of Famer Brigada Eskwela Awardee	DepEd Central Office	National	School



Performance Indicators: Access

7. Number and rate of dropouts by cause



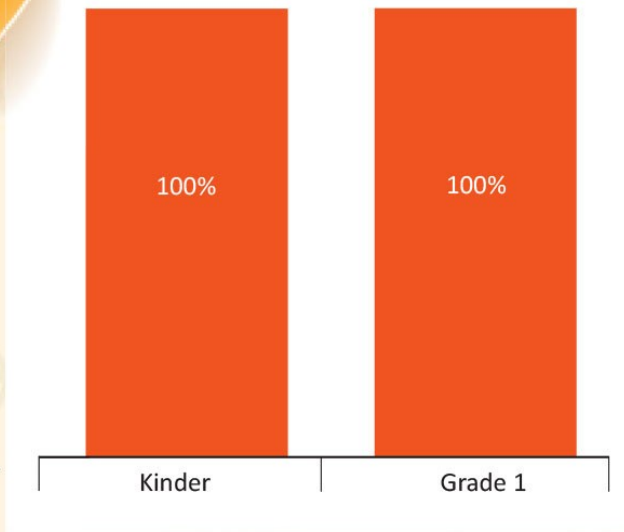


Performance Indicators: Quality

8. Percentage of learners who completed the School Year (Promotion Rate)


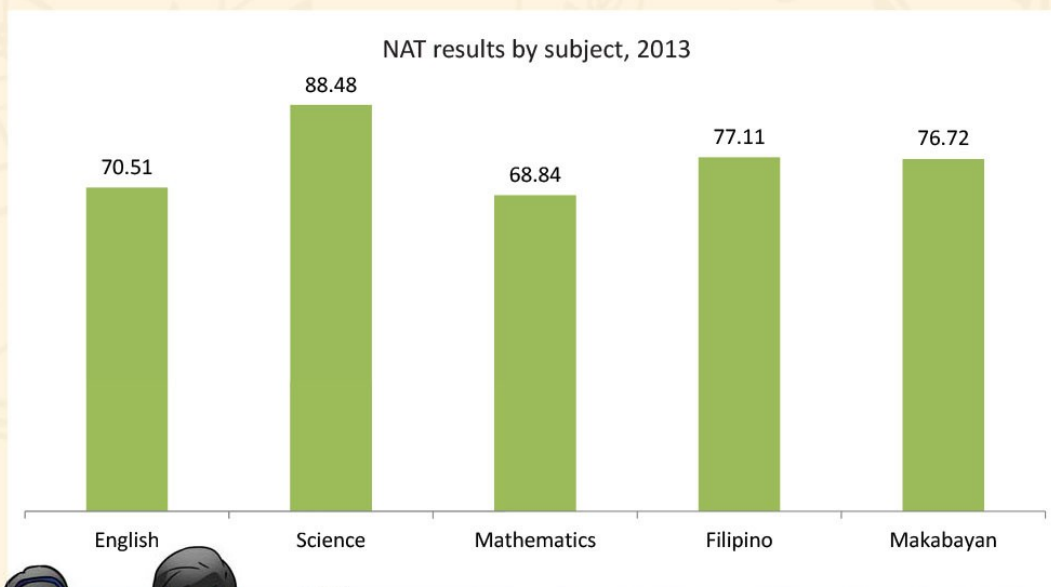
The promotion rate was successfully maintained at 100%.

Promotion Rate, SY 2013



Performance Indicators: Quality

9. National Achievement Test (NAT) – by Mean Percentage Score (MPS)



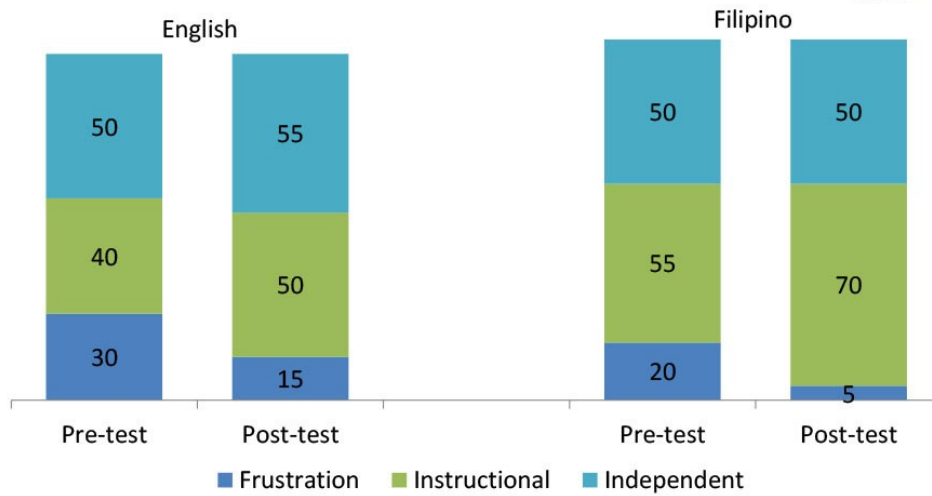
In the recent NAT, students performed well in Science, Filipino, and Makabayan. Interventions maybe needed to help the students in the areas of English and Mathematics.

10. Literacy level

PHIL-IRI results show an improvement in the students' literacy. More students have moved from frustration level to instructional level in both English and Filipino.



Number of learners by literacy level, SY 2013



Performance Indicators: Governance

11. School-Based Management Assessment Level

SBM Level

1

Qualitative Interpretation:

Developing

12. Child-Friendly School Survey result

CFSS Points:

33

Qualitative Interpretation:

Outstanding

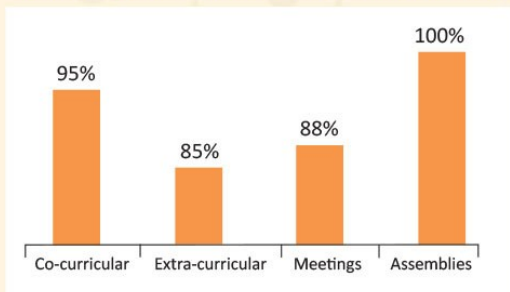


The school got a score of 33 points in the Child-friendly school survey, making us an Outstanding Child-Friendly School.

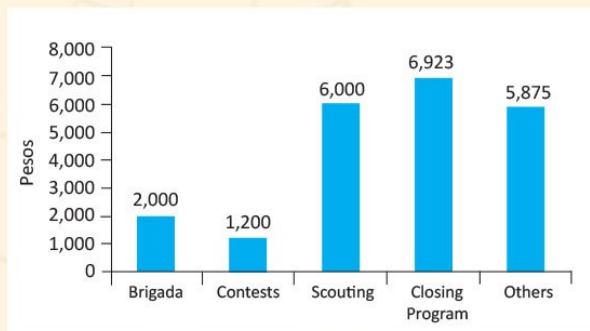
13. Stakeholders' participation

Stakeholders have shown notable participation in the numerous undertakings of the school.

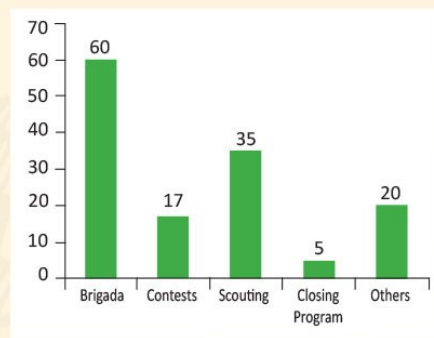
Stakeholders' Attendance to School Activities, SY 2013



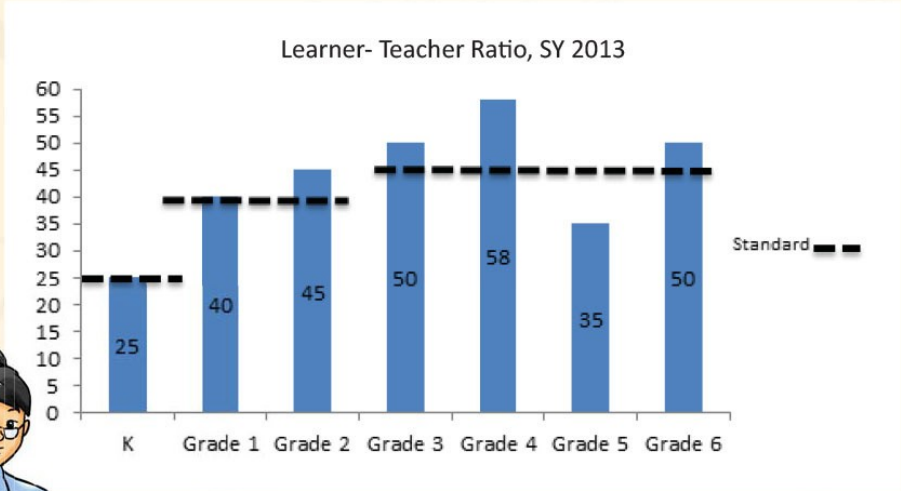
Stakeholders Contribution, SY 2013
Cash/Inkind



Number of volunteer hours



14. Learner-Teacher ratio



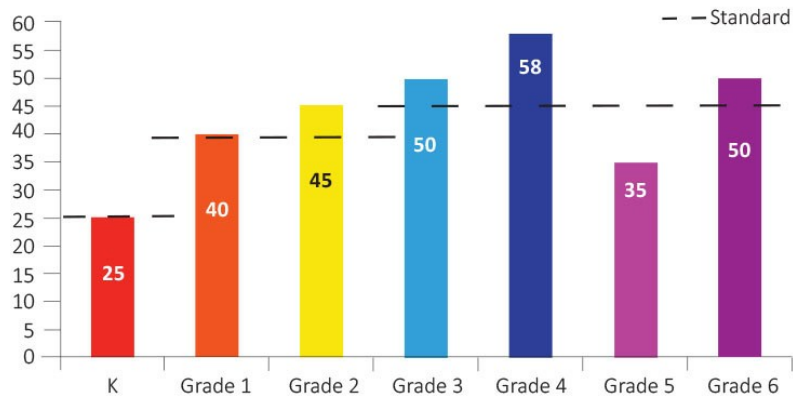
Except for Grades 1 & 5, all levels have a general class size bigger than the recommended pupil-teacher ratio.

15. Learner-Classroom ratio



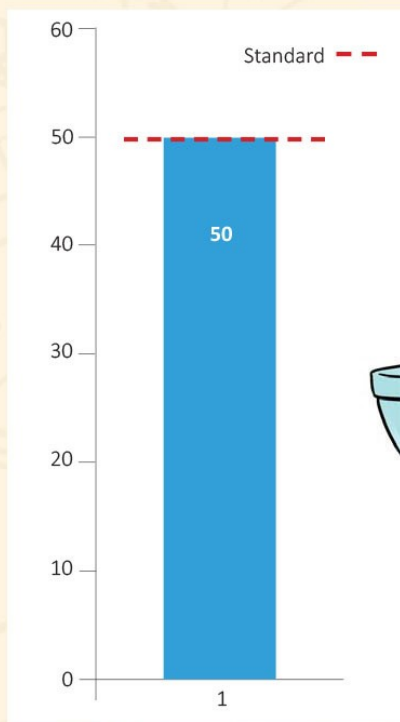
Except for Kinder, Grade 1, and Grade 5, all levels have a general class size bigger than the recommended pupil-classroom ratio. This means that a lot of classrooms are still overcrowded.

Learner- Classroom Ratio, SY 2013



16. Learner-Toilet ratio

Learner-Toilet Ratio, SY 2013




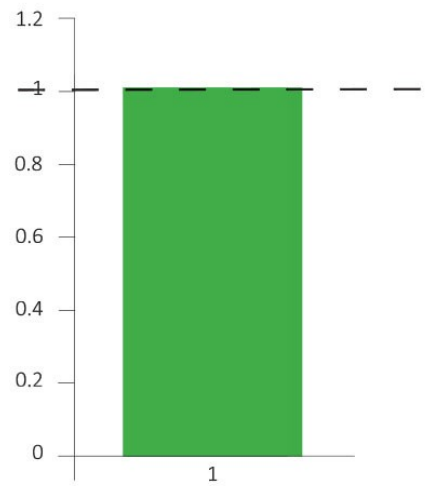
There are enough toilets to accommodate all students while maintaining an acceptable cleanliness level of the bathrooms.



17. Learner-Seat ratio

There are currently enough seats for all our students.

Learner-Seat Ratio, SY 2013



Projects

18. Status of Continuous Improvement (CI) projects


The GPTA held a successful school wide clean up drive last February. It was attended by 125 parents and 150 students.



19. Other stakeholders' accomplishments



A current reading intervention program is being implemented to help 15 non-readers in Grade 2 to reach their ideal reading level.





Annexes

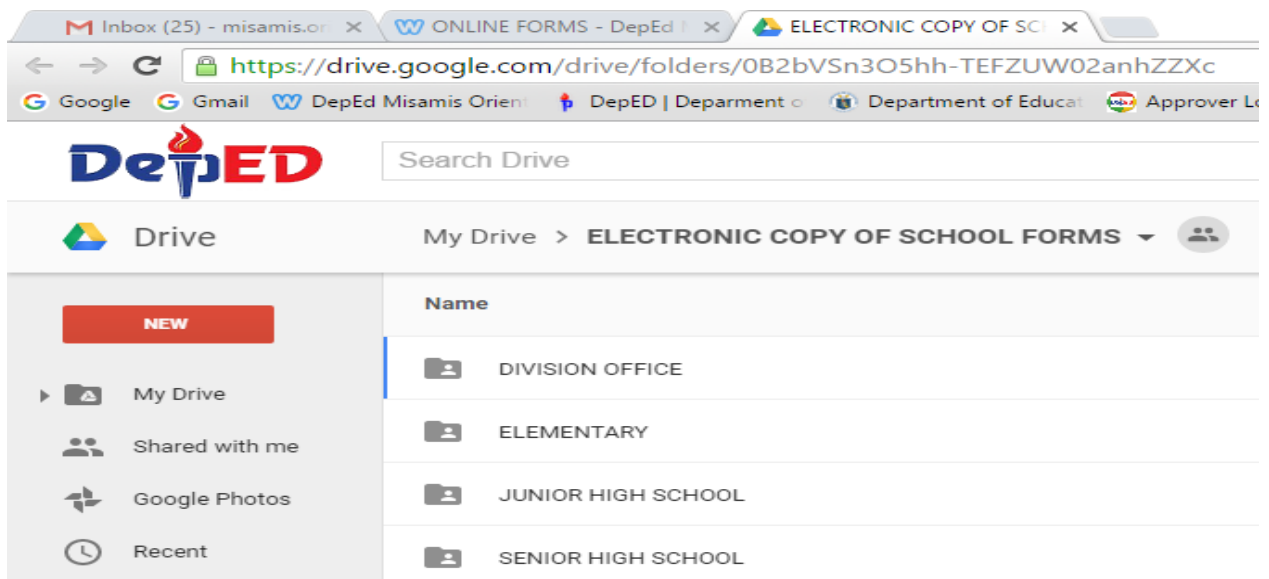


Annexes

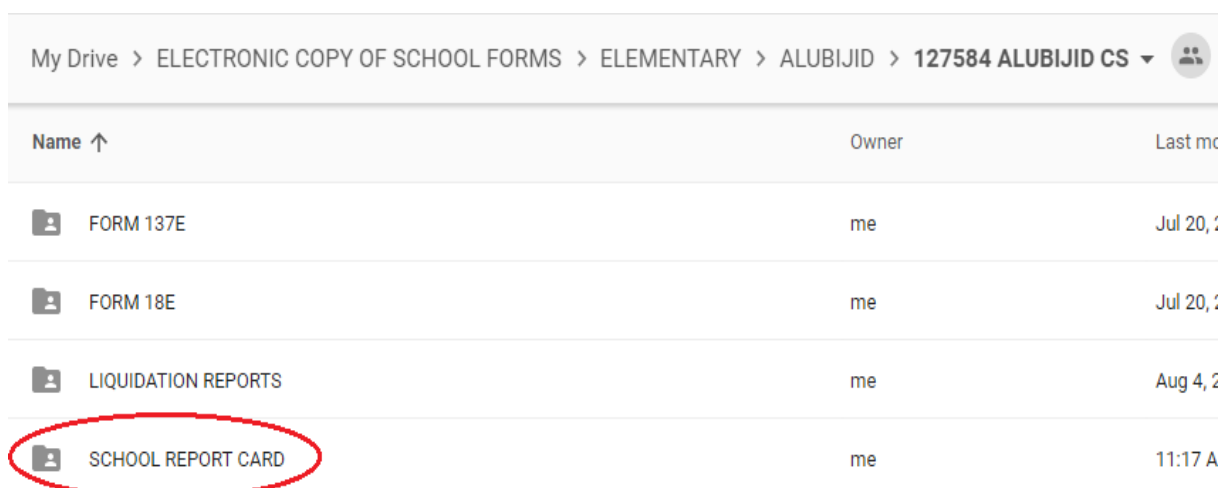


Following are the procedures in uploading of the Word/PDF copy of schools SRCs organized by school year:

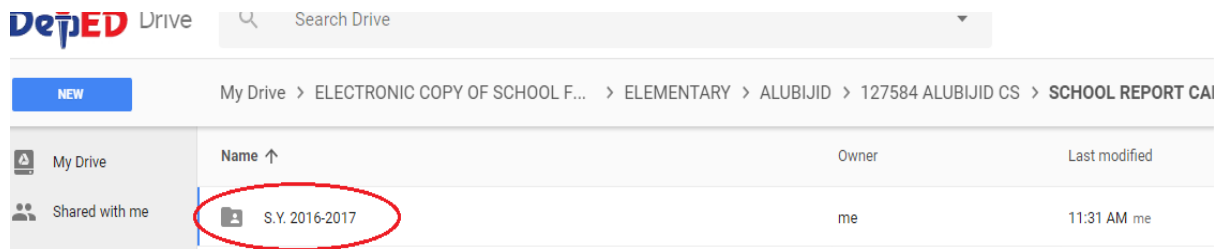
- a. Open a web browser, preferably google chrome.
- b. Login to the DepEd Email or Gmail account registered to your school cloud storage folder. By default, the email address registered is the school ICT coordinator's. Please contact the Division Information Technology Officer if you issue in accessing your school folder.
- c. After successful login, open new tab and access <http://www.depedmisor.net/online-forms.html>.
- d. Click on ELECTRONIC COPY OF SCHOOL FORMS, new tab will open.
- e. Browse the corresponding folder/s until you locate your school folder.



- f. After opening your school folder right-click and select "New folder...", then name the folder as SCHOOL REPORT CARD.



- g. Under the newly created folder create a subfolder corresponding the School Year of the file to be uploaded.



- h. To upload the Word/PDF copy of schools SRCs in the corresponding school year folder, right-click and select "Upload files..." and locate the file.

